

International Regatta Bratislava 2023

Results

Technical support: Slovenska kanoistika
Event Director: Boris Bergendi
Chief Referee: Bielik Martin
Deputy Chief Referee: Záborský Juraj
Event Committee:

26.05.-28.05.2023

Bratislava (Zemník)

Teams:

1.	AUT		Austria	Andreas Aschauer
2.	CRO		Croatia	Mihael Veocic
3.	CYP		Cyprus	Andreas Diamandis
4.	CZE		Czech Republic	Stejskal Vaclav
5.	EST		Estonia	Teet Vähesoo
6.	FRA		France	Lalet Tony
7.	GEO		Georgia	Nikoloz Khatiasvili
8.	GER		Germany	Kay Vesely
9.	HUN		Hungary	Bence Bódi
10.	ISR		Israel	Gila Ron Saada
11.	POL		Poland	Michal Garstkiewicz
12.	SLO		Slovenia	Andraž Nahtigal
13.	SUI		Switzerland	Lukas Widmer
14.	TUR		Turkey	Andrei Shantarovich
15.	UKR		Ukraine	Nurova Olena
16.	SVK		Slovakia	Marián Tesárik
17.	GEC		Germany Clubs	Niels Wegner
18.	SVB		Slovakia B Team	Marián Tesárik



Timetable

					Friday	26.05.2023
1	200 m	K1 Junior Men	H1	09:00	Friday	1.-5. + 2 B.T. -> SF
2	200 m	K1 Junior Men	H2	09:03	Friday	1.-5. + 2 B.T. -> SF
3	200 m	K1 Junior Men	H3	09:06	Friday	1.-5. + 2 B.T. -> SF
4	200 m	K1 Junior Men	H4	09:09	Friday	1.-5. + 2 B.T. -> SF
5	200 m	K1 Junior Men	H5	09:12	Friday	1.-5. + 2 B.T. -> SF
6	200 m	K1 Boys	H1	09:15	Friday	1.-5. + 2 B.T. -> SF
7	200 m	K1 Boys	H2	09:18	Friday	1.-5. + 2 B.T. -> SF
8	200 m	K1 Boys	H3	09:21	Friday	1.-5. + 2 B.T. -> SF
9	200 m	K1 Boys	H4	09:24	Friday	1.-5. + 2 B.T. -> SF
10	200 m	K1 Boys	H5	09:27	Friday	1.-5. + 2 B.T. -> SF
11	200 m	K1 Girls	H1	09:30	Friday	1.-6. + 3 B.T. -> SF
12	200 m	K1 Girls	H2	09:33	Friday	1.-6. + 3 B.T. -> SF
13	200 m	K1 Girls	H3	09:36	Friday	1.-6. + 3 B.T. -> SF
14	200 m	K1 Girls	H4	09:39	Friday	1.-6. + 3 B.T. -> SF
15	200 m	K1 Women U23	H1	09:42	Friday	1.-3. + 3 B.T. -> F
16	200 m	K1 Women U23	H2	09:45	Friday	1.-3. + 3 B.T. -> F
17	200 m	K1 Junior Women	H1	09:48	Friday	1. -> FA, 2.-7. -> SF
18	200 m	K1 Junior Women	H2	09:51	Friday	1. -> FA, 2.-7. -> SF
19	200 m	K1 Junior Women	H3	09:54	Friday	1. -> FA, 2.-7. -> SF
20	200 m	K1 Men U23	H1	09:57	Friday	1. -> FA, 2.-7. -> SF
21	200 m	K1 Men U23	H2	10:00	Friday	1. -> FA, 2.-7. -> SF
22	200 m	K1 Men U23	H3	10:03	Friday	1. -> FA, 2.-7. -> SF
23	200 m	C1 Junior Men	H1	10:06	Friday	1.-3. + 3 B.T. -> F
24	200 m	C1 Junior Men	H2	10:09	Friday	1.-3. + 3 B.T. -> F
25	200 m	C1 Junior Women	H1	10:12	Friday	1.-3. + 3 B.T. -> F
26	200 m	C1 Junior Women	H2	10:15	Friday	1.-3. + 3 B.T. -> F
27	200 m	C1 Boys	H1	10:18	Friday	1.-3. + 3 B.T. -> F
28	200 m	C1 Boys	H2	10:21	Friday	1.-3. + 3 B.T. -> F
29	200 m	C1 Girls	H1	10:24	Friday	1.-3. + 3 B.T. -> F
30	200 m	C1 Girls	H2	10:27	Friday	1.-3. + 3 B.T. -> F
31	1000 m	K1 Junior Men	H1	10:42	Friday	1.-5. + 2 B.T. -> SF
32	1000 m	K1 Junior Men	H2	10:45	Friday	1.-5. + 2 B.T. -> SF
33	1000 m	K1 Junior Men	H3	10:48	Friday	1.-5. + 2 B.T. -> SF
34	1000 m	K1 Junior Men	H4	10:51	Friday	1.-5. + 2 B.T. -> SF

Timetable

35	1000 m	K1 Junior Men	H5	10:54	Friday	1.-5. + 2 B.T. -> SF
36	1000 m	K1 Boys	H1	10:57	Friday	1.-4. + 3 B.T. -> SF
37	1000 m	K1 Boys	H2	11:00	Friday	1.-4. + 3 B.T. -> SF
38	1000 m	K1 Boys	H3	11:03	Friday	1.-4. + 3 B.T. -> SF
39	1000 m	K1 Boys	H4	11:06	Friday	1.-4. + 3 B.T. -> SF
40	1000 m	K1 Boys	H5	11:09	Friday	1.-4. + 3 B.T. -> SF
41	1000 m	K1 Boys	H6	11:12	Friday	1.-4. + 3 B.T. -> SF
42	1000 m	K1 Girls	H1	11:15	Friday	1. -> FA, 2.-7. -> SF
43	1000 m	K1 Girls	H2	11:18	Friday	1. -> FA, 2.-7. -> SF
44	1000 m	K1 Girls	H3	11:21	Friday	1. -> FA, 2.-7. -> SF
45	1000 m	K1 Junior Women	H1	11:30	Friday	1.-3. -> F, 4.-7. + 1 B.T. -> SF
46	1000 m	K1 Junior Women	H2	11:33	Friday	1.-3. -> F, 4.-7. + 1 B.T. -> SF
47	1000 m	K1 Men U23	H1	11:36	Friday	1. -> FA, 2.-7. -> SF
48	1000 m	K1 Men U23	H2	11:39	Friday	1. -> FA, 2.-7. -> SF
49	1000 m	K1 Men U23	H3	11:42	Friday	1. -> FA, 2.-7. -> SF
50	1000 m	C1 Junior Men	H1	11:45	Friday	1.-3. + 3 B.T. -> F
51	1000 m	C1 Junior Men	H2	11:48	Friday	1.-3. + 3 B.T. -> F
52	1000 m	C1 Junior Women	H1	11:51	Canceled!	1.-3. + 3 B.T. -> F
53	1000 m	C1 Junior Women	H2	11:54	Canceled!	1.-3. + 3 B.T. -> F
54	1000 m	C1 Boys	H1	11:57	Friday	1.-3. -> F, 4.-7. + 1 B.T. -> SF
55	1000 m	C1 Boys	H2	12:00	Friday	1.-3. -> F, 4.-7. + 1 B.T. -> SF
56	1000 m	C1 Girls	H1	12:03	Friday	1.-3. + 3 B.T. -> F
57	1000 m	C1 Girls	H2	12:06	Friday	1.-3. + 3 B.T. -> F
58	1000 m	K2 Junior Men	H1	12:15	Friday	1.-3. -> F, 4.-7. + 1 B.T. -> SF
59	1000 m	K2 Junior Men	H2	12:18	Friday	1.-3. -> F, 4.-7. + 1 B.T. -> SF
60	1000 m	K2 Boys	H1	12:21	Friday	1. -> FA, 2.-7. -> SF
61	1000 m	K2 Boys	H2	12:24	Friday	1. -> FA, 2.-7. -> SF
62	1000 m	K2 Boys	H3	12:27	Friday	1. -> FA, 2.-7. -> SF
63	1000 m	K2 Girls	H1	12:30	Friday	1.-3. + 3 B.T. -> F
64	1000 m	K2 Girls	H2	12:33	Friday	1.-3. + 3 B.T. -> F
65	1000 m	K2 Junior Women	H1	12:36	Friday	1.-3. + 3 B.T. -> F
66	1000 m	K2 Junior Women	H2	12:39	Friday	1.-3. + 3 B.T. -> F
67	1000 m	K1 Junior Men	SF1	13:09	Friday	1.-3. -> FA, 4.-6. -> FB
68	1000 m	K1 Junior Men	SF2	13:12	Friday	1.-3. -> FA, 4.-6. -> FB
69	1000 m	K1 Junior Men	SF3	13:15	Friday	1.-3. -> FA, 4.-6. -> FB

Timetable

70	1000 m	K1 Boys	SF1	13:18	Friday	1.-3. -> FA, 4.-6. -> FB
71	1000 m	K1 Boys	SF2	13:21	Friday	1.-3. -> FA, 4.-6. -> FB
72	1000 m	K1 Boys	SF3	13:24	Friday	1.-3. -> FA, 4.-6. -> FB
73	1000 m	K1 Girls	SF1	13:27	Friday	1.-3. -> FA, 4.-7. + 1 B.T. -> FB
74	1000 m	K1 Girls	SF2	13:30	Friday	1.-3. -> FA, 4.-7. + 1 B.T. -> FB
75	1000 m	K1 Men U23	SF1	13:33	Friday	1.-3. -> FA, 4.-7. + 1 B.T. -> FB
76	1000 m	K1 Men U23	SF2	13:36	Friday	1.-3. -> FA, 4.-7. + 1 B.T. -> FB
77	1000 m	K1 Junior Women	SF	13:39	Friday	1.-3. -> F
78	1000 m	C1 Boys	SF	13:42	Friday	1.-3. -> F
79	1000 m	K2 Junior Men	SF	13:51	Friday	1.-3. -> F
80	1000 m	K2 Boys	SF1	13:54	Friday	1.-3. -> FA, 4.-7. + 1 B.T. -> FB
81	1000 m	K2 Boys	SF2	13:57	Friday	1.-3. -> FA, 4.-7. + 1 B.T. -> FB
82	1000 m	C1 Men U23	F	14:00	Friday	
83	1000 m	K1 Women U23	F	14:06	Friday	
84	1000 m	C1 Women U23	F	14:12	Canceled!	
85	1000 m	K1 Junior Men	FB	14:30	Friday	
86	1000 m	K1 Junior Men	FA	14:36	Friday	
87	1000 m	K1 Men U23	FB	14:42	Friday	
88	1000 m	K1 Men U23	FA	14:48	Friday	
89	1000 m	C1 Junior Men	F	14:54	Friday	
90	1000 m	K1 Junior Women	F	15:00	Friday	
91	1000 m	C1 Junior Women	F	15:06	Friday	
92	1000 m	K1 Boys	FB	15:24	Friday	
93	1000 m	K1 Girls	FB	15:30	Friday	
94	1000 m	K1 Boys	FA	15:36	Friday	
95	1000 m	C1 Boys	F	15:42	Friday	
96	1000 m	K1 Girls	FA	15:48	Friday	
97	1000 m	C1 Girls	F	15:54	Friday	
99	1000 m	K2 Women U23	F	16:18	Friday	
100	1000 m	C2 Women U23	F	16:24	Canceled!	
101	1000 m	K2 Junior Men	F	16:30	Friday	
102	1000 m	K2 Men U23	F	16:48	Friday	
98	1000 m	C2 Men U23	F	16:54	Friday	
103	1000 m	C2 Junior Men	F	16:54	Friday	
104	1000 m	K2 Junior Women	F	17:00	Friday	

Timetable

105	1000 m	C2 Junior Women	F	17:06	Friday	
106	1000 m	K2 Boys	FB	17:24	Friday	
107	1000 m	K2 Boys	FA	17:30	Friday	
108	1000 m	C2 Boys	F	17:36	Friday	
109	1000 m	K2 Girls	F	17:42	Friday	
110	1000 m	C2 Girls	F	17:48	Friday	
Saturday					27.05.2023	
111	500 m	K1 Men U23	H1	08:30	Saturday	1.-6. + 3 B.T. -> SF
112	500 m	K1 Men U23	H2	08:33	Saturday	1.-6. + 3 B.T. -> SF
113	500 m	K1 Men U23	H3	08:36	Saturday	1.-6. + 3 B.T. -> SF
114	500 m	K1 Men U23	H4	08:39	Saturday	1.-6. + 3 B.T. -> SF
115	500 m	K1 Women U23	H1	08:42	Saturday	1.-3. + 3 B.T. -> F
116	500 m	K1 Women U23	H2	08:45	Saturday	1.-3. + 3 B.T. -> F
117	500 m	K1 Junior Men	H1	08:48	Saturday	1.-5. + 2 B.T. -> SF
118	500 m	K1 Junior Men	H2	08:51	Saturday	1.-5. + 2 B.T. -> SF
119	500 m	K1 Junior Men	H3	08:54	Saturday	1.-5. + 2 B.T. -> SF
120	500 m	K1 Junior Men	H4	08:57	Saturday	1.-5. + 2 B.T. -> SF
121	500 m	K1 Junior Men	H5	09:00	Saturday	1.-5. + 2 B.T. -> SF
122	500 m	C1 Junior Men	H1	09:03	Saturday	1.-3. -> F, 4.-7. + 1 B.T. -> SF
123	500 m	C1 Junior Men	H2	09:06	Saturday	1.-3. -> F, 4.-7. + 1 B.T. -> SF
124	500 m	K1 Junior Women	H1	09:09	Saturday	1. -> FA, 2.-7. -> SF
125	500 m	K1 Junior Women	H2	09:12	Saturday	1. -> FA, 2.-7. -> SF
126	500 m	K1 Junior Women	H3	09:15	Saturday	1. -> FA, 2.-7. -> SF
127	500 m	C1 Junior Women	H1	09:24	Saturday	1.-3. + 3 B.T. -> F
128	500 m	C1 Junior Women	H2	09:27	Saturday	1.-3. + 3 B.T. -> F
129	500 m	K1 Boys	H1	09:30	Saturday	1.-5. + 1 B.T. -> SF
130	500 m	K1 Boys	H2	09:33	Saturday	1.-5. + 1 B.T. -> SF
131	500 m	K1 Boys	H3	09:36	Saturday	1.-5. + 1 B.T. -> SF
132	500 m	K1 Boys	H4	09:39	Saturday	1.-5. + 1 B.T. -> SF
133	500 m	K1 Boys	H5	09:42	Saturday	1.-5. + 1 B.T. -> SF
134	500 m	K1 Boys	H6	09:45	Saturday	1.-5. + 1 B.T. -> SF
135	500 m	K1 Boys	H7	09:48	Saturday	1.-5. + 1 B.T. -> SF
136	500 m	C1 Boys	H1	09:51	Saturday	1.-3. -> F, 4.-7. + 1 B.T. -> SF
137	500 m	C1 Boys	H2	09:54	Saturday	1.-3. -> F, 4.-7. + 1 B.T. -> SF
138	500 m	K1 Girls	H1	09:57	Saturday	1.-6. + 3 B.T. -> SF

Timetable

139	500 m	K1 Girls	H2	10:00	Saturday	1.-6. + 3 B.T. -> SF
140	500 m	K1 Girls	H3	10:03	Saturday	1.-6. + 3 B.T. -> SF
141	500 m	K1 Girls	H4	10:06	Saturday	1.-6. + 3 B.T. -> SF
142	500 m	C1 Girls	H1	10:09	Saturday	1.-3. + 3 B.T. -> F
143	500 m	C1 Girls	H2	10:12	Saturday	1.-3. + 3 B.T. -> F
144	200 m	K1 Men U23	SF1	10:27	Saturday	1.-3. -> FA, 4.-7. + 1 B.T. -> FB
145	200 m	K1 Men U23	SF2	10:30	Saturday	1.-3. -> FA, 4.-7. + 1 B.T. -> FB
146	200 m	K1 Junior Men	SF1	10:33	Saturday	1.-3. -> FA, 4.-6. -> FB
147	200 m	K1 Junior Men	SF2	10:36	Saturday	1.-3. -> FA, 4.-6. -> FB
148	200 m	K1 Junior Men	SF3	10:39	Saturday	1.-3. -> FA, 4.-6. -> FB
149	200 m	K1 Junior Women	SF1	10:42	Saturday	1.-3. -> FA, 4.-7. + 1 B.T. -> FB
150	200 m	K1 Junior Women	SF2	10:45	Saturday	1.-3. -> FA, 4.-7. + 1 B.T. -> FB
151	200 m	K1 Boys	SF1	10:48	Saturday	1.-3. -> FA, 4.-6. -> FB
152	200 m	K1 Boys	SF2	10:51	Saturday	1.-3. -> FA, 4.-6. -> FB
153	200 m	K1 Boys	SF3	10:54	Saturday	1.-3. -> FA, 4.-6. -> FB
154	200 m	K1 Girls	SF1	10:57	Saturday	1.-3. -> FA, 4.-6. -> FB
155	200 m	K1 Girls	SF2	11:00	Saturday	1.-3. -> FA, 4.-6. -> FB
156	200 m	K1 Girls	SF3	11:03	Saturday	1.-3. -> FA, 4.-6. -> FB
157	200 m	K1 Men U23	FB	11:16	Saturday	
158	200 m	K1 Men U23	FA	11:20	Saturday	
159	200 m	C1 Men U23	F	11:24	Saturday	
160	200 m	K1 Women U23	F	11:28	Saturday	
161	200 m	C1 Women U23	F	11:32	Canceled!	
162	200 m	K1 Junior Men	FB	11:48	Saturday	
163	200 m	K1 Junior Women	FB	11:52	Saturday	
164	200 m	K1 Junior Men	FA	11:56	Saturday	
165	200 m	C1 Junior Men	F	12:00	Saturday	
166	200 m	K1 Junior Women	FA	12:04	Saturday	
167	200 m	C1 Junior Women	F	12:08	Saturday	
168	200 m	K1 Boys	FB	12:24	Saturday	
169	200 m	K1 Girls	FB	12:28	Saturday	
170	200 m	K1 Boys	FA	12:32	Saturday	
171	200 m	C1 Boys	F	12:36	Saturday	
172	200 m	K1 Girls	FA	12:40	Saturday	
173	200 m	C1 Girls	F	12:44	Saturday	

Timetable









174	5000 m	K1 Men U23	F	14:30	Saturday	
175	5000 m	C1 Men U23	F	14:32	Saturday	
176	5000 m	K1 Women U23	F	14:34	Saturday	
177	5000 m	K1 Junior Men	F	15:15	Saturday	
178	5000 m	C1 Junior Men	F	15:17	Saturday	
179	5000 m	K1 Junior Women	F	15:19	Saturday	
180	5000 m	K1 Boys	F	16:00	Saturday	
181	5000 m	C1 Boys	F	16:02	Saturday	
182	5000 m	C1 Women U23	F	16:04	Canceled!	
183	5000 m	K1 Girls	F	16:45	Saturday	
184	5000 m	C1 Junior Women	F	16:47	Saturday	
185	5000 m	C1 Girls	F	16:49	Saturday	
Sunday					28.05.2023	
186	500 m	K2 Junior Men	H1	08:00	Sunday	1. -> FA, 2.-7. -> SF
187	500 m	K2 Junior Men	H2	08:03	Sunday	1. -> FA, 2.-7. -> SF
188	500 m	K2 Junior Men	H3	08:06	Sunday	1. -> FA, 2.-7. -> SF
189	500 m	K2 Boys	H1	08:09	Sunday	1.-6. + 3 B.T. -> SF
190	500 m	K2 Boys	H2	08:12	Sunday	1.-6. + 3 B.T. -> SF
191	500 m	K2 Boys	H3	08:15	Sunday	1.-6. + 3 B.T. -> SF
192	500 m	K2 Boys	H4	08:18	Sunday	1.-6. + 3 B.T. -> SF
193	500 m	K2 Girls	H1	08:21	Sunday	1.-3. -> F, 4.-7. + 1 B.T. -> SF
194	500 m	K2 Girls	H2	08:24	Sunday	1.-3. -> F, 4.-7. + 1 B.T. -> SF
195	500 m	K2 Junior Women	H1	08:27	Sunday	1.-3. -> F, 4.-7. + 1 B.T. -> SF
196	500 m	K2 Junior Women	H2	08:30	Sunday	1.-3. -> F, 4.-7. + 1 B.T. -> SF
197	500 m	K2 Men U23	H1	08:33	Sunday	1.-3. + 3 B.T. -> F
198	500 m	K2 Men U23	H2	08:36	Sunday	1.-3. + 3 B.T. -> F
199	500 m	K1 Junior Men	SF1	09:00	Sunday	1.-3. -> FA, 4.-6. -> FB
200	500 m	K1 Junior Men	SF2	09:03	Sunday	1.-3. -> FA, 4.-6. -> FB
201	500 m	K1 Junior Men	SF3	09:06	Sunday	1.-3. -> FA, 4.-6. -> FB
202	500 m	K1 Boys	SF1	09:09	Sunday	1.-2. + 1 B.T. -> FA, 3.-4. + 2 B.T.
203	500 m	K1 Boys	SF2	09:12	Sunday	1.-2. + 1 B.T. -> FA, 3.-4. + 2 B.T.
204	500 m	K1 Boys	SF3	09:15	Sunday	1.-2. + 1 B.T. -> FA, 3.-4. + 2 B.T.
205	500 m	K1 Boys	SF4	09:18	Sunday	1.-2. + 1 B.T. -> FA, 3.-4. + 2 B.T.
206	500 m	K1 Girls	SF1	09:21	Sunday	1.-3. -> FA, 4.-6. -> FB
207	500 m	K1 Girls	SF2	09:24	Sunday	1.-3. -> FA, 4.-6. -> FB

Timetable

208	500 m	K1 Girls	SF3	09:27	Sunday	1.-3. -> FA, 4.-6. -> FB
209	500 m	K1 Men U23	SF1	09:30	Sunday	1.-3. -> FA, 4.-6. -> FB
210	500 m	K1 Men U23	SF2	09:33	Sunday	1.-3. -> FA, 4.-6. -> FB
211	500 m	K1 Men U23	SF3	09:36	Sunday	1.-3. -> FA, 4.-6. -> FB
212	500 m	C1 Junior Men	SF	09:39	Sunday	1.-3. -> F
213	500 m	K1 Junior Women	SF1	09:42	Sunday	1.-3. -> FA, 4.-7. + 1 B.T. -> FB
214	500 m	K1 Junior Women	SF2	09:45	Sunday	1.-3. -> FA, 4.-7. + 1 B.T. -> FB
215	500 m	C1 Boys	SF	09:48	Sunday	1.-3. -> F
216	500 m	K2 Junior Men	SF1	10:00	Sunday	1.-3. -> FA, 4.-7. + 1 B.T. -> FB
217	500 m	K2 Junior Men	SF2	10:03	Sunday	1.-3. -> FA, 4.-7. + 1 B.T. -> FB
218	500 m	K2 Boys	SF1	10:06	Sunday	1.-3. -> FA, 4.-6. -> FB
219	500 m	K2 Boys	SF2	10:09	Sunday	1.-3. -> FA, 4.-6. -> FB
220	500 m	K2 Boys	SF3	10:12	Sunday	1.-3. -> FA, 4.-6. -> FB
221	500 m	K2 Girls	SF	10:15	Sunday	1.-3. -> F
222	500 m	K2 Junior Women	SF	10:20	Sunday	1.-3. -> F
223	500 m	C1 Men U23	F	10:40	Sunday	
224	500 m	K1 Women U23	F	10:45	Sunday	
225	500 m	C1 Women U23	F	10:50	Canceled!	
226	500 m	K1 Junior Men	FB	11:05	Sunday	
227	500 m	K1 Junior Women	FB	11:10	Sunday	
228	500 m	K1 Junior Men	FA	11:15	Sunday	
229	500 m	C1 Junior Men	F	11:20	Sunday	
230	500 m	K1 Junior Women	FA	11:25	Sunday	
231	500 m	K1 Men U23	FB	11:30	Sunday	
232	500 m	K1 Men U23	FA	11:35	Sunday	
233	500 m	C1 Junior Women	F	11:40	Sunday	
234	500 m	K1 Boys	FB	11:50	Sunday	
235	500 m	K1 Girls	FB	11:55	Sunday	
236	500 m	K1 Boys	FA	12:00	Sunday	
237	500 m	C1 Boys	F	12:05	Sunday	
238	500 m	K1 Girls	FA	12:10	Sunday	
239	500 m	C1 Girls	F	12:15	Sunday	
240	500 m	K2 Men U23	F	13:00	Sunday	
241	500 m	C2 Men U23	F	13:05	Sunday	
242	500 m	K2 Women U23	F	13:10	Sunday	








Timetable

243	500 m	C2 Women U23	F	13:15	Canceled!
244	500 m	K2 Junior Men	FB	13:30	Sunday
245	500 m	K2 Junior Men	FA	13:35	Sunday
246	500 m	C2 Junior Men	F	13:40	Sunday
247	500 m	K2 Junior Women	F	13:45	Sunday
248	500 m	C2 Junior Women	F	13:50	Sunday
249	500 m	K2 Boys	FB	14:05	Sunday
250	500 m	K2 Boys	FA	14:10	Sunday
251	500 m	C2 Boys	F	14:15	Sunday
252	500 m	K2 Girls	F	14:20	Sunday
253	500 m	C2 Girls	F	14:25	Sunday
254	500 m	K4 Men U23	F	14:45	Sunday
255	500 m	K4 Women U23	F	15:00	Canceled!
256	500 m	K4 Junior Men	F	15:15	Sunday
257	500 m	C4 Junior Men	F	15:20	Sunday
258	500 m	K4 Junior Women	F	15:30	Sunday
259	500 m	C4 Junior Women	F	15:35	Sunday
263	500 m	C4 Girls	F	15:35	Sunday
260	500 m	K4 Boys	F	15:45	Sunday
261	500 m	C4 Boys	F	15:50	Canceled!
262	500 m	K4 Girls	F	16:00	Sunday

0001	K1 Junior Men		H1	200 m	Friday	09:00
1.	5	Jastrząb Kacper (18)	 POL	40,260		
2.	2	Usta Taha Erkam (17)	 TUR	40,360	+0,100	
3.	1	Wyss Fynn (18)	 SUI	40,420	+0,160	
4.	9	Souček Lukáš (18)	 CZE	40,460	+0,200	
5.	8	Iliaš Jakub (18)	 SVK	40,920	+0,660	
6.	3	Arsenić Filip (18)	 CRO	42,400	+2,140	
7.	7	Golovitskiy Denis (18)	 ISR	43,100	+2,840	
8.	4	Gomez Dilan (17)	 SUI	46,200	+5,940	
9.	6	Wolf Leonard (17)	GEC	46,820	+6,560	







1.-5. + 2 B.T. -> SF

1 **H1** 09:00, 2 **H2** 09:03, 3 **H3** 09:06, 4 **H4** 09:09,
5 **H5** 09:12, 146 **SF1** 10:33, 147 **SF2** 10:36, 148 **SF3** 10:39,
162 **FB** 11:48, 164 **FA** 11:56

0002	K1 Junior Men		H2	200 m	Friday	09:03
1.	5	Nykl Michal (18)	 CZE	41,080		
2.	9	Slowinski Pawel (18)	 POL	41,400	+0,320	
3.	6	Walla Richard (18)	GEC	41,660	+0,580	
4.	4	Schmitter Aaron (17)	 SUI	42,080	+1,000	
5.	1	Sirotin Daniel (18)	 CYP	43,380	+2,300	
6.	8	Perets Artur (18)	SVB	43,420	+2,340	
7.	3	Kleinman Nevo (17)	 ISR	43,460	+2,380	
8.	7	Leban Parada Santiago (18)	 SLO	44,160	+3,080	
9.	2	Baydemir Ergün Vatan (17)	 TUR	44,880	+3,800	




1.-5. + 2 B.T. -> SF

1 **H1** 09:00, 2 **H2** 09:03, 3 **H3** 09:06, 4 **H4** 09:09,
5 **H5** 09:12, 146 **SF1** 10:33, 147 **SF2** 10:36, 148 **SF3** 10:39,
162 **FB** 11:48, 164 **FA** 11:56

0003	K1 Junior Men		H3	200 m	Friday	09:06
1.	8	Geisen Julius (17)	 GER	40,880		
2.	9	Hruška Šimon (17)	 CZE	41,640	+0,760	
3.	7	Sarar Ali Kemal (17)	 TUR	42,480	+1,600	
4.	4	Fazekas Adrián (17)	SVB	43,380	+2,500	
5.	6	Freitag Moritz (18)	GEC	43,400	+2,520	
6.	2	Kaszuba Kacper (18)	 POL	44,280	+3,400	
7.	3	Cerne Vid (17)	 SLO	44,900	+4,020	
8.	5	Domeisen Lucian (17)	 SUI	46,360	+5,480	

1.-5. + 2 B.T. -> SF

1 **H1** 09:00, 2 **H2** 09:03, 3 **H3** 09:06, 4 **H4** 09:09,
5 **H5** 09:12, 146 **SF1** 10:33, 147 **SF2** 10:36, 148 **SF3** 10:39,
162 **FB** 11:48, 164 **FA** 11:56

0004	K1 Junior Men		H4	200 m	Friday	09:09
1.	2	Şahin Szevered Sevens (18)	 TUR	40,060		
2.	4	Hirsch Ondřej (18)	 CZE	41,080	+1,020	
3.	7	Odishelidze Nika (18)	 GEO	41,140	+1,080	

4.	6	Prchlík Ondřej (18)	 CZE	41,260	+1,200
5.	8	Múka Jozef (17)	SVB	42,440	+2,380
6.	3	Karasenti Maor (17)	 ISR	42,680	+2,620
7.	5	Manfreda Gašper (17)	 SLO	46,180	+6,120

1.-5. + 2 B.T. -> SF

1 **H1** 09:00, 2 **H2** 09:03, 3 **H3** 09:06, 4 **H4** 09:09,
5 **H5** 09:12, 146 **SF1** 10:33, 147 **SF2** 10:36, 148 **SF3** 10:39,
162 **FB** 11:48, 164 **FA** 11:56

0005 **K1 Junior Men** H5 200 m Friday **09:12**

1.	8	Lauper Luca (18)	 SUI	39,820	
2.	7	Korošec Andrej (18)	 SLO	40,640	+0,820
3.	2	Lepi Máté (17)	 SVK	41,840	+2,020
4.	3	Mühlnickel Julius (17)	GEC	42,740	+2,920
5.	5	Šimek Albert (18)	 CZE	43,820	+4,000
6.	4	Sisso Hagay (17)	 ISR	44,060	+4,240
7.	6	Angeli Xenofon (17)	 CYP	44,760	+4,940
8.	9	Rüegg Marc (17)	 SUI	46,660	+6,840

1.-5. + 2 B.T. -> SF

1 **H1** 09:00, 2 **H2** 09:03, 3 **H3** 09:06, 4 **H4** 09:09,
5 **H5** 09:12, 146 **SF1** 10:33, 147 **SF2** 10:36, 148 **SF3** 10:39,
162 **FB** 11:48, 164 **FA** 11:56

0006 **K1 Boys** H1 200 m Friday **09:15**

1.	9	Witzleb Theo (16)	GEC	43,900	
2.	1	Zherebylo Timofii (15)	 UKR	44,780	+0,880
3.	4	Arnold Richardt (15)	GEC	44,900	+1,000
4.	3	Bartolčič Jakub (15)	 SVK	44,920	+1,020
5.	2	Schüler Finley (15)	GEC	45,080	+1,180
6.	7	Csemez Viktor (15)	SVB	45,400	+1,500
7.	8	Gasperin Gregor (15)	 SLO	46,240	+2,340
8.	5	Degner Julius (15)	GEC	49,400	+5,500
9.	6	Iasonos Andreas (15)	 CYP	49,740	+5,840

1.-5. + 2 B.T. -> SF

6 **H1** 09:15, 7 **H2** 09:18, 8 **H3** 09:21, 9 **H4** 09:24,
10 **H5** 09:27, 151 **SF1** 10:48, 152 **SF2** 10:51, 153 **SF3** 10:54,
168 **FB** 12:24, 170 **FA** 12:32




0007 **K1 Boys** H2 200 m Friday **09:18**

1.	9	Apfel Martin (16)	 SVK	42,140	
2.	2	Holjevac Fran (16)	 CRO	42,200	+0,060
3.	8	May Christopher (16)	GEC	43,560	+1,420
4.	5	Voigt Ben-Luca (16)	GEC	44,740	+2,600
5.	6	Hangya Samuel (15)	SVB	45,760	+3,620
6.	1	Wulff Maarten (15)	GEC	45,820	+3,680
7.	3	Palijan Filip (15)	 SLO	46,460	+4,320
8.	7	Ustimenko Artem (15)	 UKR	47,660	+5,520
9.	4	Diederich Theo (15)	GEC	49,160	+7,020

1.-5. + 2 B.T. -> SF

6 **H1** 09:15, 7 **H2** 09:18, 8 **H3** 09:21, 9 **H4** 09:24,
10 **H5** 09:27, 151 **SF1** 10:48, 152 **SF2** 10:51, 153 **SF3** 10:54,
168 **FB** 12:24, 170 **FA** 12:32






0008 **K1 Boys** H3 200 m Friday **09:21**

1.	9	Sulak Muhammet Emin (16)	 TUR	40,940	
2.	6	Briese Monty Leo (16)	GEC	41,920	+0,980
3.	7	Nedotopa Davyd (16)	GEC	42,580	+1,640
4.	4	Hoeckberg Tim (16)	GEC	42,860	+1,920
5.	2	Steuernagel Arthur (16)	GEC	43,460	+2,520
6.	5	Kocúr Tomáš (14)	 SVK	45,200	+4,260
7.	3	Ivancic Tilen (15)	 SLO	46,300	+5,360
8.	1	Hartmann Till (16)	 CYP	47,380	+6,440

1.-5. + 2 B.T. -> SF

6 **H1** 09:15, 7 **H2** 09:18, 8 **H3** 09:21, 9 **H4** 09:24,
10 **H5** 09:27, 151 **SF1** 10:48, 152 **SF2** 10:51, 153 **SF3** 10:54,
168 **FB** 12:24, 170 **FA** 12:32

0009 **K1 Boys** H4 200 m Friday **09:24**

1.	9	Karahan Rahmi Kaan (15)	 TUR	40,980	
2.	1	Orlov Roman (15)	 EST	41,840	+0,860
3.	4	Gavliger Alex (15)	 SVK	42,860	+1,880
4.	8	Tcheishvili Nikoloz (16)	 GEO	43,420	+2,440
5.	7	Faltus Tomáš (15)	 CZE	43,660	+2,680
6.	3	Grüneich Norwin (15)	GEC	44,140	+3,160
7.	2	Soffa Marc (15)	GEC	45,080	+4,100
8.	5	Milas Philipp (15)	GEC	47,920	+6,940

1.-5. + 2 B.T. -> SF

6 **H1** 09:15, 7 **H2** 09:18, 8 **H3** 09:21, 9 **H4** 09:24,
10 **H5** 09:27, 151 **SF1** 10:48, 152 **SF2** 10:51, 153 **SF3** 10:54,
168 **FB** 12:24, 170 **FA** 12:32

0010 **K1 Boys** H5 200 m Friday **09:27**

1.	4	Neumann Jonas (15)	GEC	41,800	
2.	5	Tezelashvili Sandro (16)	 GEO	42,520	+0,720
3.	1	Vähesoo Joonas (16)	 EST	43,260	+1,460
4.	2	Paquo Tobias (16)	GEC	43,480	+1,680
5.	7	Lopata Matej (15)	 SVK	44,440	+2,640
6.	6	Exler Štěpán (16)	 CZE	45,040	+3,240
7.	3	Cusin Anej (15)	 SLO	45,220	+3,420
8.	8	Gulyás Daniel (16)	SVB	45,300	+3,500
9.	9	Zunk Clemens (15)	GEC	48,020	+6,220

1.-5. + 2 B.T. -> SF

6 **H1** 09:15, 7 **H2** 09:18, 8 **H3** 09:21, 9 **H4** 09:24,
10 **H5** 09:27, 151 **SF1** 10:48, 152 **SF2** 10:51, 153 **SF3** 10:54,
168 **FB** 12:24, 170 **FA** 12:32





0011 **K1 Girls** H1 200 m Friday **09:30**

1.	9	Buhr Anni (15)		GEC	49,500	
2.	7	Borucka Oliwia (15)		POL	49,660	+0,160
3.	8	Zendulková Klára (16)		CZE	49,680	+0,180
4.	3	Hanáková Lara (15)		SVK	50,720	+1,220
5.	2	Gajdošíková Eliška (15)		SVK	53,240	+3,740
6.	1	Tonscheidt Greta (15)		GEC	53,980	+4,480
7.	6	Vučković Barbara (15)		CRO	54,120	+4,620
8.	4	Jakulin Zala (15)		SLO	54,480	+4,980
9.	5	Yurieva Daria (16)		UKR	54,880	+5,380

1.-6. + 3 B.T. -> SF

11 **H1** 09:30, 12 **H2** 09:33, 13 **H3** 09:36, 14 **H4** 09:39,
154 **SF1** 10:57, 155 **SF2** 11:00, 156 **SF3** 11:03, 169 **FB** 12:28,
172 **FA** 12:40





0012 **K1 Girls** H2 200 m Friday **09:33**

1.	5	Loba Wiktorja (16)		POL	48,900	
2.	7	Yildiz Özge Nas (16)		TUR	48,980	+0,080
3.	6	Bílková Michaela (15)		CZE	51,100	+2,200
4.	3	Dreager Fenja (16)		GEC	51,800	+2,900
5.	2	Kühn Lara (15)		GEC	51,960	+3,060
6.	8	Pogacnik Elenore (15)		SLO	53,740	+4,840
7.	9	Nenadović Lara (15)		CRO	53,760	+4,860

1.-6. + 3 B.T. -> SF

11 **H1** 09:30, 12 **H2** 09:33, 13 **H3** 09:36, 14 **H4** 09:39,
154 **SF1** 10:57, 155 **SF2** 11:00, 156 **SF3** 11:03, 169 **FB** 12:28,
172 **FA** 12:40

0013 **K1 Girls** H3 200 m Friday **09:36**



1.	8	Marlow Lucy (16)		GEC	48,540	
2.	9	Karvan İşilsu (16)		TUR	48,980	+0,440
3.	7	Orphal Tara (16)		GEC	49,900	+1,360
4.	5	Neumann Lou (15)		GEC	51,520	+2,980
5.	4	Kováčiková Chiara Sofia (16)		SVK	52,200	+3,660
6.	3	Plesnicar Eva (15)		SLO	53,140	+4,600
7.	6	Plšková Natália (15)		SVB	54,080	+5,540
8.	2	Leonidou Marina (16)		CYP	55,340	+6,800

1.-6. + 3 B.T. -> SF

11 **H1** 09:30, 12 **H2** 09:33, 13 **H3** 09:36, 14 **H4** 09:39,
154 **SF1** 10:57, 155 **SF2** 11:00, 156 **SF3** 11:03, 169 **FB** 12:28,
172 **FA** 12:40

0014 **K1 Girls** H4 200 m Friday **09:39**

1.	6	Činovcová Lucie (16)		CZE	49,060	
2.	7	Schuck Ivana (16)		GEC	50,200	+1,140
3.	8	Borárosóvá Viktória (16)		SVB	51,660	+2,600
4.	3	Menyhártová Kristína (15)		SVK	51,760	+2,700
5.	9	Hüfner Marieke (16)		GEC	52,720	+3,660

6.	4	Bedrnjak Hana (16)	 SLO	53,160	+4,100
7.	5	Nakonechna Aelita (16)	 UKR	55,820	+6,760
8.	2	Austinat Karla (15)	GEC	55,880	+6,820

1.-6. + 3 B.T. -> SF

11 **H1** 09:30, 12 **H2** 09:33, 13 **H3** 09:36, 14 **H4** 09:39,
154 **SF1** 10:57, 155 **SF2** 11:00, 156 **SF3** 11:03, 169 **FB** 12:28,
172 **FA** 12:40

0015 **K1 Women U23** H1 200 m Friday **09:42**

1.	7	Čulenová Dagmar (21)	 SVK	46,060	
2.	5	Bergendi Sofia (19)	SVB	47,300	+1,240
3.	4	Hermély Gabriela (22)	 CZE	47,320	+1,260
4.	3	Hölzl Lena (20)	 AUT	47,960	+1,900
5.	6	Málková Karolína (19)	 CZE	48,060	+2,000

1.-3. + 3 B.T. -> F

15 **H1** 09:42, 16 **H2** 09:45, 160 **F** 11:28

0016 **K1 Women U23** H2 200 m Friday **09:45**

1.	5	Reichová Michaela (23)	 CZE	47,460	
2.	3	Zemánková Hana (20)	 SVK	47,760	+0,300
3.	4	Málková Nikola (19)	 CZE	49,760	+2,300
4.	6	Nurova Polina (19)	 UKR	52,300	+4,840
5.	7	Konstantinidou Kyriaki (23)	 CYP	56,900	+9,440

1.-3. + 3 B.T. -> F

15 **H1** 09:42, 16 **H2** 09:45, 160 **F** 11:28

0017 **K1 Junior Women** H1 200 m Friday **09:48**

1.	7	Zimnoch Dominika (17)	 POL	46,060	
2.	8	Kaya Simge (18)	 TUR	49,280	+3,220
3.	5	Gaál Liliána (18)	 SVK	49,640	+3,580
4.	9	Hanoglu Irem (17)	 TUR	50,180	+4,120
5.	3	Vaculíková Vendula (17)	 CZE	50,680	+4,620
6.	4	Schenk Emily (17)	 AUT	50,740	+4,680
7.	2	Gušer Zoe (17)	GEC	53,240	+7,180

1. -> FA, 2.-7. -> SF






17 **H1** 09:48, 18 **H2** 09:51, 19 **H3** 09:54, 149 **SF1** 10:42,
150 **SF2** 10:45, 163 **FB** 11:52, 166 **FA** 12:04

0018 **K1 Junior Women** H2 200 m Friday **09:51**

1.	9	Gavorová Hana (18)	 SVK	47,080	
2.	7	Szeliga Aleksandra (17)	 POL	49,180	+2,100
3.	4	Humhalová Lucie (17)	 CZE	49,380	+2,300
4.	6	Pausch Lene (17)	GEC	50,040	+2,960
5.	3	Hänni Dina (18)	 SUI	50,340	+3,260
6.	8	Balcarová Nikola (17)	 CZE	50,820	+3,740
7.	2	Bostanci Evrim (17)	 TUR	51,040	+3,960
-	5	Şimşek Hilal (17)	 TUR	DSQ	váha







1. -> FA, 2.-7. -> SF

17 **H1** 09:48, 18 **H2** 09:51, 19 **H3** 09:54, 149 **SF1** 10:42,
150 **SF2** 10:45, 163 **FB** 11:52, 166 **FA** 12:04

0019	K1 Junior Women		H3	200 m	Friday	09:54
1.	2	Sovová Barbora (18)	 CZE	47,640		
2.	5	Wieclawska Zofia (17)	 POL	48,760		+1,120
3.	3	Hvojniová Nikola (17)	 SVK	50,120		+2,480
4.	6	Czaniková Tereza (17)	 SVK	51,140		+3,500
5.	4	Unruh Maxi (17)	GEC	51,800		+4,160
6.	8	Yilmazer Zilan (18)	 TUR	51,940		+4,300
7.	7	Leonhardt Nele (17)	GEC	55,200		+7,560






1. -> FA, 2.-7. -> SF

17 **H1** 09:48, 18 **H2** 09:51, 19 **H3** 09:54, 149 **SF1** 10:42,
150 **SF2** 10:45, 163 **FB** 11:52, 166 **FA** 12:04

0020	K1 Men U23		H1	200 m	Friday	09:57
1.	6	Ayakli Emircan (19)	 TUR	39,560		
2.	4	Pikon Anže (20)	 SLO	39,860		+0,300
3.	8	Kleanthous Stefan (23)	 CYP	40,120		+0,560
4.	7	Plhoň Jan (19)	 CZE	40,720		+1,160
5.	2	Muff Raphael (19)	 SUI	41,440		+1,880
6.	5	Tatunashvili Levani (23)	 GEO	42,100		+2,540






1. -> FA, 2.-7. -> SF

20 **H1** 09:57, 21 **H2** 10:00, 22 **H3** 10:03, 144 **SF1** 10:27,
145 **SF2** 10:30, 157 **FB** 11:16, 158 **FA** 11:20

0021	K1 Men U23		H2	200 m	Friday	10:00
1.	6	Donhauser Donat (21)	 SUI	39,660		
2.	5	Lászlófalvi Dominik (23)	 HUN	39,680		+0,020
3.	4	Stojanović Jakob (20)	 SLO	40,400		+0,740
4.	3	Christodoulou Christos (19)	 CYP	40,760		+1,100
5.	8	Podhradský Viktor Samuel (20)	 SVK	41,620		+1,960



1. -> FA, 2.-7. -> SF

20 **H1** 09:57, 21 **H2** 10:00, 22 **H3** 10:03, 144 **SF1** 10:27,
145 **SF2** 10:30, 157 **FB** 11:16, 158 **FA** 11:20

0022	K1 Men U23		H3	200 m	Friday	10:03
1.	7	Kobyda Ondrej (19)	 SVK	40,300		
2.	5	Diethelm Silvan (19)	 SUI	41,020		+0,720
3.	4	Golan Yahav (22)	 ISR	41,280		+0,980
4.	8	Magradze Tengiz (20)	 GEO	43,060		+2,760
5.	6	Konstantinidis Christoforos (19)	 CYP	45,480		+5,180
6.	3	Carrington Corwin (20)	SVB	49,340		+9,040



1. -> FA, 2.-7. -> SF

20 **H1** 09:57, 21 **H2** 10:00, 22 **H3** 10:03, 144 **SF1** 10:27,
145 **SF2** 10:30, 157 **FB** 11:16, 158 **FA** 11:20





0023	C1 Junior Men		H1	200 m	Friday	10:06
1.	4	Aydin Resül (18)	 TUR	46,260		
2.	6	Stephan Justus (18)	 GER	48,300		+2,040
3.	7	Wetzel Paul (17)	GEC	48,460		+2,200

4.	8	Neradil Ondřej (17)		CZE	49,860	+3,600
5.	5	Quick Richard (17)		GEC	51,140	+4,880
6.	3	Koffler Lasse (17)		GEC	51,740	+5,480
7.	2	Fazekas Imre (18)		SVB	55,020	+8,760





1.-3. + 3 B.T. -> F 23 **H1** 10:06, 24 **H2** 10:09, 165 **F** 12:00

0024	C1 Junior Men			H2	200 m	Friday	10:09
1.	8	Ružič Patrik (18)		SVK	46,120		
2.	7	Findeisen Daniel (18)		GEC	47,420	+1,300	
3.	6	Varallyai Vince (18)		GER	47,720	+1,600	
4.	5	Rossi Scipio (17)		GEC	48,740	+2,620	
5.	4	Petschauer Pitt (18)		GEC	50,960	+4,840	
6.	3	Krovina Adam (17)		SVB	52,000	+5,880	





1.-3. + 3 B.T. -> F 23 **H1** 10:06, 24 **H2** 10:09, 165 **F** 12:00

0025	C1 Junior Women			H1	200 m	Friday	10:12
1.	4	Nicot Chloé (17)		FRA	53,640		
2.	7	Őri Laura (18)		SVK	55,600	+1,960	
3.	6	Palashavets Sofya (17)		CZE	57,040	+3,400	
4.	8	Scotte Anaëlle (18)		FRA	57,620	+3,980	
5.	3	Borchardt Isabell (17)		GEC	58,880	+5,240	

1.-3. + 3 B.T. -> F 25 **H1** 10:12, 26 **H2** 10:15, 167 **F** 12:08

0026	C1 Junior Women			H2	200 m	Friday	10:15
1.	6	Studničková Klára (18)		CZE	59,240		
2.	7	Lämmel Luise (17)		GEC	59,560	+0,320	
3.	3	Lopez Amalia (17)		FRA	59,900	+0,660	
4.	5	Bónová Zoé (17)		SVK	1:00,120	+0,880	
5.	4	Gerchel Selina (17)		GER	1:00,260	+1,020	

1.-3. + 3 B.T. -> F 25 **H1** 10:12, 26 **H2** 10:15, 167 **F** 12:08

0027	C1 Boys			H1	200 m	Friday	10:18
1.	4	Kalaber Artur (16)		SVK	47,800		
2.	7	Shchurov Kyrylo (16)		UKR	48,340	+0,540	
3.	2	Příkopa Vít (16)		CZE	49,580	+1,780	
4.	5	Grunewald Gerwin (15)		GEC	54,200	+6,400	
5.	6	Šunjić Petar (15)		CRO	55,680	+7,880	

1.-3. + 3 B.T. -> F 27 **H1** 10:18, 28 **H2** 10:21, 171 **F** 12:36

0028	C1 Boys			H2	200 m	Friday	10:21
1.	6	Ekaladze Giorgi (16)		GEO	49,380		
2.	8	Hirsch Robin (16)		CZE	49,920	+0,540	

3.	4	Scheler Fabio (15)		GEC	50,320	+0,940
4.	3	Žalkovský Adam (16)		CZE	51,000	+1,620
5.	5	Struk Dominik (16)		SVK	51,460	+2,080
6.	7	Oravec Alex (15)		SVK	52,060	+2,680

1.-3. + 3 B.T. -> F 27 **H1** 10:18, 28 **H2** 10:21, 171 **F** 12:36

0029	C1 Girls			H1	200 m	Friday	10:24
1.	7	Petriashvili Manana (16)		GEO	56,900		
2.	6	Jiskrová Tereza (16)		CZE	57,520	+0,620	
3.	5	Marder Lia (15)		GEC	57,700	+0,800	
4.	8	Stehlík Vivien (15)		SVK	58,660	+1,760	
5.	4	Hoffmann Florentina (15)		GEC	1:01,000	+4,100	
6.	3	Kratz Finja (15)		GEC	1:02,280	+5,380	

1.-3. + 3 B.T. -> F 29 **H1** 10:24, 30 **H2** 10:27, 173 **F** 12:44


0030	C1 Girls			H2	200 m	Friday	10:27
1.	4	Lemke Stine (15)		GEC	59,580		
2.	3	Strobel Lykka (15)		GEC	1:01,200	+1,620	
3.	5	Werthaimerová Ema (15)		CZE	1:02,240	+2,660	
4.	7	Lemke Lorena (16)		GEC	1:02,320	+2,740	
5.	6	Szencziová Natália (16)		SVK	1:04,600	+5,020	

1.-3. + 3 B.T. -> F 29 **H1** 10:24, 30 **H2** 10:27, 173 **F** 12:44

0031	K1 Junior Men			H1	1000 m	Friday	10:42
1.	3	Lauper Luca (18)		SUI	4:09,560		
2.	4	Tóth Ľudovít (18)		SVK	4:10,020	+0,460	
3.	6	Quiel Phillipp (18)		GER	4:15,280	+5,720	
4.	8	Tejnora Štěpán (18)		CZE	4:17,780	+8,220	
5.	7	Gnigler Maximilian (18)		AUT	4:19,160	+9,600	
6.	9	Leban Parada Santiago (18)		SLO	4:20,480	+10,920	
7.	2	Junker Roman (17)		GEC	4:32,600	+23,040	

1.-5. + 2 B.T. -> SF 31 **H1** 10:42, 32 **H2** 10:45, 33 **H3** 10:48, 34 **H4** 10:51,
35 **H5** 10:54, 67 **SF1** 13:09, 68 **SF2** 13:12, 69 **SF3** 13:15,
85 **FB** 14:30, 86 **FA** 14:36



0032	K1 Junior Men			H2	1000 m	Friday	10:45
1.	8	Şahin Szevered Sevener (18)		TUR	4:11,680		
2.	6	Schewe Paavo (17)		GEC	4:13,380	+1,700	
3.	2	Kot Mikolaj (17)		POL	4:17,400	+5,720	
4.	9	Golovitskiy Denis (18)		ISR	4:17,820	+6,140	
5.	4	Kurták Šimon (18)		CZE	4:20,480	+8,800	
6.	7	Muff Matthias (17)		SUI	4:21,460	+9,780	
7.	5	Arsenić Filip (18)		CRO	4:40,380	+28,700	

8.	3	Manfreda Gašper (17)		SLO	4:44,880	+33,200
-----------	----------	-----------------------------	---	------------	-----------------	----------------

1.-5. + 2 B.T. -> SF

31 **H1** 10:42, 32 **H2** 10:45, 33 **H3** 10:48, 34 **H4** 10:51,
35 **H5** 10:54, 67 **SF1** 13:09, 68 **SF2** 13:12, 69 **SF3** 13:15,
85 **FB** 14:30, 86 **FA** 14:36

0033 **K1 Junior Men** H3 1000 m Friday **10:48**

1.	9	Wyss Fynn (18)		SUI	4:12,820	
2.	5	Trojanowski Mateusz (18)		POL	4:13,480	+0,660
3.	7	Sarar Ali Kemal (17)		TUR	4:17,440	+4,620
4.	8	Zinßmann Felix (18)		GEC	4:18,940	+6,120
5.	4	Sisso Hagay (17)		ISR	4:21,440	+8,620
6.	2	Čermák Ondřej (17)		CZE	4:24,880	+12,060
7.	6	Angeli Xenofon (17)		CYP	4:44,640	+31,820
8.	3	Cerne Vid (17)		SLO	4:55,640	+42,820

1.-5. + 2 B.T. -> SF

31 **H1** 10:42, 32 **H2** 10:45, 33 **H3** 10:48, 34 **H4** 10:51,
35 **H5** 10:54, 67 **SF1** 13:09, 68 **SF2** 13:12, 69 **SF3** 13:15,
85 **FB** 14:30, 86 **FA** 14:36






0034 **K1 Junior Men** H4 1000 m Friday **10:51**

1.	7	Wyszkowski Igor (18)		POL	4:18,720	
2.	4	Walla Richard (18)		GEC	4:19,980	+1,260
3.	5	Šimek Albert (18)		CZE	4:20,960	+2,240
4.	8	Kleinman Nevo (17)		ISR	4:23,320	+4,600
5.	2	Odishelidze Nika (18)		GEO	4:24,020	+5,300
6.	9	Sirotin Daniel (18)		CYP	4:26,780	+8,060
7.	3	Domeisen Lucian (17)		SUI	4:42,620	+23,900
8.	6	Gomez Dilan (17)		SUI	4:45,020	+26,300

1.-5. + 2 B.T. -> SF

31 **H1** 10:42, 32 **H2** 10:45, 33 **H3** 10:48, 34 **H4** 10:51,
35 **H5** 10:54, 67 **SF1** 13:09, 68 **SF2** 13:12, 69 **SF3** 13:15,
85 **FB** 14:30, 86 **FA** 14:36



0035 **K1 Junior Men** H5 1000 m Friday **10:54**

1.	8	Hirsch Ondřej (18)		CZE	4:06,660	
2.	4	Reckzeh Leon Michael (18)		GER	4:07,080	+0,420
3.	6	Borucki Alex (17)		POL	4:10,140	+3,480
4.	5	Szabó Maximilián (17)		SVK	4:12,180	+5,520
5.	7	Ebel Elias (17)		GEC	4:13,520	+6,860
6.	3	Kragelj Jure (17)		SLO	4:15,960	+9,300

1.-5. + 2 B.T. -> SF

31 **H1** 10:42, 32 **H2** 10:45, 33 **H3** 10:48, 34 **H4** 10:51,
35 **H5** 10:54, 67 **SF1** 13:09, 68 **SF2** 13:12, 69 **SF3** 13:15,
85 **FB** 14:30, 86 **FA** 14:36

0036 **K1 Boys** H1 1000 m Friday **10:57**




1.	5	Nykl Marek (16)		CZE	4:24,500	
2.	4	Paquo Tobias (16)		GEC	4:25,560	+1,060
3.	9	Lopata Matej (15)		SVK	4:26,240	+1,740

4.	6	Faltus Tomáš (15)	 CZE	4:27,840	+3,340
5.	2	Voigt Ben-Luca (16)	GEC	4:27,860	+3,360
6.	3	Zherebylo Timofii (15)	 UKR	4:35,460	+10,960
7.	1	Hangya Samuel (15)	SVB	4:36,260	+11,760
8.	8	Gasperin Gregor (15)	 SLO	4:51,460	+26,960
9.	7	Diederich Theo (15)	GEC	4:53,600	+29,100

1.-4. + 3 B.T. -> SF

36 **H1** 10:57, 37 **H2** 11:00, 38 **H3** 11:03, 39 **H4** 11:06,
40 **H5** 11:09, 41 **H6** 11:12, 70 **SF1** 13:18, 71 **SF2** 13:21,
72 **SF3** 13:24, 92 **FB** 15:24, 94 **FA** 15:36

0037 **K1 Boys** H2 1000 m Friday **11:00**

1.	8	Tichý Matyáš (16)	 CZE	4:19,440	
2.	7	Lovíšek Adam (16)	 CZE	4:26,820	+7,380
3.	2	Tóth Michal (15)	 SVK	4:27,000	+7,560
4.	4	Soffa Marc (15)	GEC	4:29,000	+9,560
5.	6	Schüler Finley (15)	GEC	4:30,800	+11,360
6.	5	Hoeckberg Tim (16)	GEC	4:34,100	+14,660
7.	1	Šust Sebastián (16)	SVB	4:41,420	+21,980
8.	9	Palijan Filip (15)	 SLO	4:42,120	+22,680
9.	3	Ustimenko Artem (15)	 UKR	4:44,540	+25,100

1.-4. + 3 B.T. -> SF

36 **H1** 10:57, 37 **H2** 11:00, 38 **H3** 11:03, 39 **H4** 11:06,
40 **H5** 11:09, 41 **H6** 11:12, 70 **SF1** 13:18, 71 **SF2** 13:21,
72 **SF3** 13:24, 92 **FB** 15:24, 94 **FA** 15:36






0038 **K1 Boys** H3 1000 m Friday **11:03**

1.	7	Janeček Patrik (16)	 CZE	4:18,960	
2.	1	Kubalski Mateusz (16)	 POL	4:21,120	+2,160
3.	8	May Christopher (16)	GEC	4:23,540	+4,580
4.	4	Gessert Timo (15)	GEC	4:28,120	+9,160
5.	3	Piatkovskiy Maksim (16)	 UKR	4:29,840	+10,880
6.	5	Kocúr Tomáš (14)	 SVK	4:31,820	+12,860
7.	9	Milas Philipp (15)	GEC	4:41,720	+22,760
8.	2	Iasonos Andreas (15)	 CYP	5:15,260	+56,300
-	6	Sekerák Matúš (15)	SVB	DSQ	váha

1.-4. + 3 B.T. -> SF

36 **H1** 10:57, 37 **H2** 11:00, 38 **H3** 11:03, 39 **H4** 11:06,
40 **H5** 11:09, 41 **H6** 11:12, 70 **SF1** 13:18, 71 **SF2** 13:21,
72 **SF3** 13:24, 92 **FB** 15:24, 94 **FA** 15:36

0039 **K1 Boys** H4 1000 m Friday **11:06**






1.	4	Đurčo Oskar (16)	 SVK	4:16,740	
2.	8	Midloch Norbert (16)	 POL	4:17,120	+0,380
3.	9	Karahan Rahmi Kaan (15)	 TUR	4:22,360	+5,620
4.	7	Exler Štěpán (16)	 CZE	4:25,700	+8,960
5.	3	Genrich Matwej (15)	GEC	4:25,820	+9,080
6.	1	Holjevac Fran (16)	 CRO	4:27,480	+10,740

7.	5	Wulff Maarten (15)		GEC	4:42,000	+25,260
8.	2	Csemez Viktor (15)		SVB	4:45,200	+28,460
9.	6	Zunk Clemens (15)		GEC	5:08,360	+51,620

1.-4. + 3 B.T. -> SF

36 **H1** 10:57, 37 **H2** 11:00, 38 **H3** 11:03, 39 **H4** 11:06,
40 **H5** 11:09, 41 **H6** 11:12, 70 **SF1** 13:18, 71 **SF2** 13:21,
72 **SF3** 13:24, 92 **FB** 15:24, 94 **FA** 15:36

0040 **K1 Boys** H5 1000 m Friday **11:09**

1.	3	Briese Monty Leo (16)		GEC	4:23,440	
2.	7	Bartolčič Jakub (15)		SVK	4:25,580	+2,140
3.	2	Methner Tim Ole (16)		GEC	4:25,960	+2,520
4.	8	Vähesoo Joonas (16)		EST	4:29,360	+5,920
5.	9	Tezelashvili Sandro (16)		GEO	4:36,180	+12,740
6.	4	Řezníček Šimon (15)		CZE	4:44,120	+20,680
7.	6	Hoffmann Hugo (16)		SVB	4:45,180	+21,740
8.	1	Hartmann Till (16)		CYP	5:10,720	+47,280

1.-4. + 3 B.T. -> SF

36 **H1** 10:57, 37 **H2** 11:00, 38 **H3** 11:03, 39 **H4** 11:06,
40 **H5** 11:09, 41 **H6** 11:12, 70 **SF1** 13:18, 71 **SF2** 13:21,
72 **SF3** 13:24, 92 **FB** 15:24, 94 **FA** 15:36




0041 **K1 Boys** H6 1000 m Friday **11:12**

1.	8	Orlov Roman (15)		EST	4:21,360	
2.	2	Valenta Štěpán (16)		CZE	4:21,600	+0,240
3.	5	Witzleb Theo (16)		GEC	4:25,480	+4,120
4.	10	Lukáč Teo Peter (16)		SVK	4:25,640	+4,280
5.	6	Tcheishvili Nikoloz (16)		GEO	4:29,880	+8,520
6.	9	Cusin Anej (15)		SLO	4:39,960	+18,600
7.	7	Degner Julius (15)		GEC	4:43,720	+22,360
8.	4	Kuzma Jaroslav (15)		SVB	4:47,720	+26,360
9.	3	Gavlíder Alex (15)		SVK	4:56,980	+35,620

1.-4. + 3 B.T. -> SF

36 **H1** 10:57, 37 **H2** 11:00, 38 **H3** 11:03, 39 **H4** 11:06,
40 **H5** 11:09, 41 **H6** 11:12, 70 **SF1** 13:18, 71 **SF2** 13:21,
72 **SF3** 13:24, 92 **FB** 15:24, 94 **FA** 15:36

0042 **K1 Girls** H1 1000 m Friday **11:15**

1.	8	Zendulková Klára (16)		CZE	4:51,640	
2.	2	Marlow Lucy (16)		GEC	4:52,360	+0,720
3.	3	Schuck Ivana (16)		GEC	5:01,820	+10,180
4.	5	Yildiz Özge Nas (16)		TUR	5:02,820	+11,180
5.	6	Dočolomanská Ella (16)		SVB	5:10,200	+18,560
6.	4	Austinat Karla (15)		GEC	5:11,560	+19,920
7.	7	Pogacnik Elenore (15)		SLO	5:22,260	+30,620





1. -> FA, 2.-7. -> SF

42 **H1** 11:15, 43 **H2** 11:18, 44 **H3** 11:21, 73 **SF1** 13:27,
74 **SF2** 13:30, 93 **FB** 15:30, 96 **FA** 15:48

0043	K1 Girls		H2	1000 m	Friday	11:18
1.	7	Csomová Laura (15)	 CZE	4:50,840		
2.	8	Vučković Barbara (15)	 CRO	5:02,760	+11,920	
3.	5	Dreager Fenja (16)	GEC	5:04,900	+14,060	
4.	6	Höffler Paulina (15)	GEC	5:12,320	+21,480	
5.	3	Mořovská Alexandra (15)	SVB	5:25,700	+34,860	
6.	2	Bedrnjak Hana (16)	 SLO	5:34,040	+43,200	
7.	4	Kováčiková Chiara Sofia (16)	 SVK	5:47,920	+57,080	

1. -> FA, 2.-7. -> SF

42 **H1** 11:15, 43 **H2** 11:18, 44 **H3** 11:21, 73 **SF1** 13:27,
74 **SF2** 13:30, 93 **FB** 15:30, 96 **FA** 15:48

0044	K1 Girls		H3	1000 m	Friday	11:21
1.	8	Minarovičová Ema (16)	 SVK	4:51,500		
2.	7	Buhr Anni (15)	GEC	4:57,580	+6,080	
3.	3	Blazejczak Otylia (16)	 POL	4:57,620	+6,120	
4.	5	Schilling Lin (16)	GEC	5:01,660	+10,160	
5.	6	Bílková Michaela (15)	 CZE	5:03,900	+12,400	
6.	4	Bartolčíčová Natália (15)	SVB	5:12,940	+21,440	
7.	2	Leonidou Marina (16)	 CYP	5:14,480	+22,980	







1. -> FA, 2.-7. -> SF

42 **H1** 11:15, 43 **H2** 11:18, 44 **H3** 11:21, 73 **SF1** 13:27,
74 **SF2** 13:30, 93 **FB** 15:30, 96 **FA** 15:48

0045	K1 Junior Women		H1	1000 m	Friday	11:30
1.	3	Heuser Caro (17)	 GER	4:35,720		
2.	8	Kot Julia (17)	 POL	4:39,020	+3,300	
3.	10	Zendt Amy (17)	GEC	4:43,360	+7,640	
4.	2	Švecová Romana (18)	 SVK	4:54,360	+18,640	
5.	6	Yilmazer Zilan (18)	 TUR	4:55,920	+20,200	
6.	1	Humhalová Lucie (17)	 CZE	5:00,860	+25,140	
7.	4	Mootz Annabelle (17)	GEC	5:00,920	+25,200	
8.	9	Balcarová Nikola (17)	 CZE	5:05,820	+30,100	
9.	5	Unruh Maxi (17)	GEC	5:06,180	+30,460	
10.	7	Şimşek Hilal (17)	 TUR	5:06,720	+31,000	

1.-3. -> F, 4.-7. + 1 B.T. -> SF

45 **H1** 11:30, 46 **H2** 11:33, 77 **SF** 13:39, 90 **F** 15:00

0046	K1 Junior Women		H2	1000 m	Friday	11:33
1.	9	Szeliga Aleksandra (17)	 POL	4:47,420		
2.	6	Sovová Barbora (18)	 CZE	4:50,020	+2,600	
3.	8	Vaculíková Vendula (17)	 CZE	4:50,780	+3,360	
4.	3	Jaskolska Martyna (18)	 POL	4:51,460	+4,040	
5.	2	Hänni Dina (18)	 SUI	5:04,160	+16,740	
6.	7	Hanoglu Irem (17)	 TUR	5:04,420	+17,000	
7.	1	Leonhardt Nele (17)	GEC	5:05,040	+17,620	

8.	4	Gußer Zoe (17)		GEC	5:06,060	+18,640
9.	5	Rager Marlene (17)		AUT	5:16,980	+29,560

1.-3. -> F, 4.-7. + 1 B.T. -> SF 45 **H1** 11:30, 46 **H2** 11:33, 77 **SF** 13:39, 90 **F** 15:00

0047	K1 Men U23			H1	1000 m	Friday	11:36
------	-------------------	--	--	----	--------	--------	--------------

1.	7	Ujvári Marko (22)		SVK	4:05,880	
2.	9	Faletič Tit (23)		SLO	4:13,160	+7,280
3.	5	Ruzicska Péter (20)		HUN	4:20,580	+14,700
4.	8	Drey Shalev (22)		ISR	4:21,520	+15,640
5.	4	Kronheim Konstantin (19)		AUT	4:34,620	+28,740
6.	2	Plhoň Jan (19)		CZE	4:39,580	+33,700
7.	6	Carrington Corwin (20)		SVB	4:57,800	+51,920

1. -> FA, 2.-7. -> SF 47 **H1** 11:36, 48 **H2** 11:39, 49 **H3** 11:42, 75 **SF1** 13:33, 76 **SF2** 13:36, 87 **FB** 14:42, 88 **FA** 14:48

0048	K1 Men U23			H2	1000 m	Friday	11:39
------	-------------------	--	--	----	--------	--------	--------------

1.	9	Ádám Kiss (21)		HUN	4:03,020	
2.	8	Donhauser Donat (21)		SUI	4:03,040	+0,020
3.	2	Holka Tomáš (23)		SVK	4:11,660	+8,640
4.	6	Záhora Josef (22)		CZE	4:13,100	+10,080
5.	5	Ben Yosef Aran (19)		ISR	4:14,860	+11,840
6.	7	Keçeli Emir Taha (20)		TUR	4:17,000	+13,980
7.	4	Kukučka Juraj (19)		SVK	4:22,860	+19,840
8.	3	Konstantinidis Christoforos (19)		CYP	4:30,040	+27,020

1. -> FA, 2.-7. -> SF 47 **H1** 11:36, 48 **H2** 11:39, 49 **H3** 11:42, 75 **SF1** 13:33, 76 **SF2** 13:36, 87 **FB** 14:42, 88 **FA** 14:48










0049	K1 Men U23			H3	1000 m	Friday	11:42
------	-------------------	--	--	----	--------	--------	--------------

1.	6	Kleanthous Stefan (23)		CYP	4:01,840	
2.	4	Rybanský Daniel (20)		SVK	4:02,340	+0,500
3.	8	Zrutta Michal (19)		SVK	4:11,980	+10,140
4.	7	Muff Raphael (19)		SUI	4:17,060	+15,220
5.	9	Kahn Doron (21)		ISR	4:19,500	+17,660
6.	5	Şentürk Idris (19)		TUR	4:21,660	+19,820
7.	2	Pikon Anže (20)		SLO	4:26,840	+25,000

1. -> FA, 2.-7. -> SF 47 **H1** 11:36, 48 **H2** 11:39, 49 **H3** 11:42, 75 **SF1** 13:33, 76 **SF2** 13:36, 87 **FB** 14:42, 88 **FA** 14:48

0050	C1 Junior Men			H1	1000 m	Friday	11:45
------	----------------------	--	--	----	--------	--------	--------------

1.	8	Derrey Tom (18)		FRA	4:40,323	
2.	5	Bange Florin (18)		GER	4:41,958	+1,635
3.	6	Becker Konrad (17)		GER	4:45,511	+5,188
4.	2	Ružič Patrik (18)		SVK	4:56,993	+16,670
5.	4	Nathan Jeannest (18)		FRA	4:59,096	+18,773

6.	7	Neradil Ondřej (17)		CZE	5:04,509	+24,186
7.	3	Rossi Scipio (17)		GEC	5:18,675	+38,352
1.-3. + 3 B.T. -> F					50 H1 11:45, 51 H2 11:48, 89 F 14:54	
0051	C1 Junior Men			H2	1000 m	Friday 11:48
1.	7	Wetzel Paul (17)		GEC	4:52,880	
2.	6	Houel Jules (18)		FRA	4:54,720	+1,840
3.	3	Quick Richard (17)		GEC	5:02,880	+10,000
4.	5	Novák Jan (17)		CZE	5:14,320	+21,440
5.	8	Fazekas Imre (18)		SVB	5:26,200	+33,320
1.-3. + 3 B.T. -> F					50 H1 11:45, 51 H2 11:48, 89 F 14:54	
0052	C1 Junior Women			H1	1000 m	Canceled! 11:51
1.-3. + 3 B.T. -> F					52 H1 11:51, 53 H2 11:54, 91 F 15:06	
0053	C1 Junior Women			H2	1000 m	Canceled! 11:54
1.-3. + 3 B.T. -> F					52 H1 11:51, 53 H2 11:54, 91 F 15:06	
0054	C1 Boys			H1	1000 m	Friday 11:57
1.	2	Scheler Fabio (15)		GEC	5:11,740	
2.	9	Ekaladze Giorgi (16)		GEO	5:12,460	+0,720
3.	6	Ott Magnus (16)		GEC	5:15,520	+3,780
4.	8	Žalkovský Adam (16)		CZE	5:18,800	+7,060
5.	3	Struk Dominik (16)		SVK	5:28,580	+16,840
6.	5	Beige Jeremy (15)		GEC	5:30,000	+18,260
7.	4	Šunjić Petar (15)		CRO	5:55,380	+43,640
1.-3. -> F, 4.-7. + 1 B.T. -> SF					54 H1 11:57, 55 H2 12:00, 78 SF 13:42, 95 F 15:42	
0055	C1 Boys			H2	1000 m	Friday 12:00
1.	7	Příkopa Vít (16)		CZE	4:53,060	
2.	8	Hirsch Robin (16)		CZE	4:58,620	+5,560
3.	5	Voigt Noam (16)		GEC	5:01,800	+8,740
4.	4	Kalaber Artur (16)		SVK	5:07,840	+14,780
5.	3	Ivanchuk Zakhar (16)		UKR	5:20,600	+27,540
6.	2	Grunewald Gerwin (15)		GEC	5:54,520	+1:01,460
1.-3. -> F, 4.-7. + 1 B.T. -> SF					54 H1 11:57, 55 H2 12:00, 78 SF 13:42, 95 F 15:42	
0056	C1 Girls			H1	1000 m	Friday 12:03
1.	6	Hoffmann Florentina (15)		GEC	5:41,680	
2.	3	Jiskrová Tereza (16)		CZE	5:48,400	+6,720
3.	7	Marder Lia (15)		GEC	5:48,600	+6,920
4.	5	Kratz Finja (15)		GEC	5:57,200	+15,520

5. 4 Szencziová Natália (16)  SVK **6:31,320** +49,640
 1.-3. + 3 B.T. -> F 56 **H1** 12:03, 57 **H2** 12:06, 97 **F** 15:54





0057 **C1 Girls** H2 1000 m Friday **12:06**


1. 3 Lemke Stine (15) GEC **5:39,500**
 2. 7 Strobel Lykka (15) GEC **5:43,020** +3,520
 3. 4 Stehlík Vivien (15)  SVK **5:56,540** +17,040
 4. 6 Werthaimerová Ema (15)  CZE **6:02,260** +22,760
 5. 5 Lemke Lorena (16) GEC **6:07,840** +28,340
 1.-3. + 3 B.T. -> F 56 **H1** 12:03, 57 **H2** 12:06, 97 **F** 15:54

0058 **K2 Junior Men** H1 1000 m Friday **12:15**

1. 7 Doktorík Dominik (18)  SVK **3:37,500**
 Tóth Ľudovít (18)
 2. 6 Hoiss Vincent (17)  GER **3:40,260** +2,760
 Schmiech Julian (17)
 3. 8 Hirsch Ondřej (18)  CZE **3:42,240** +4,740
 Šimek Albert (18)
 4. 3 Lepi Máté (17)  SVK **3:49,160** +11,660
 Marsal Máté (16)
 5. 9 Usta Taha Erkam (17)  TUR **3:49,800** +12,300
 Sulak Muhammet Emin (16)
 6. 5 Kurťák Šimon (18)  CZE **3:51,360** +13,860
 Nykl Michal (18)
 7. 2 Konieczny Kacper (18)  POL **3:52,240** +14,740
 Kot Mikolaj (17)
 8. 1 Freitag Moritz (18) GEC **3:59,220** +21,720
 Mühlnickel Julius (17)
 9. 4 Kutiš Lucas (17) SVB **3:59,400** +21,900
 Múka Jozef (17)
 1.-3. -> F, 4.-7. + 1 B.T. -> SF 58 **H1** 12:15, 59 **H2** 12:18, 79 **SF** 13:51, 101 **F** 16:30

0059 **K2 Junior Men** H2 1000 m Friday **12:18**

1. 8 Woronkiewicz-Kaczmarek Aleksander (18)  POL **3:44,680**
 Wyszowski Igor (18)
 2. 7 Krones Franz (18) GEC **3:45,160** +0,480
 Neumann Nils (18)
 3. 3 Prchlík Ondřej (18)  CZE **3:46,280** +1,600
 Souček Lukáš (18)
 4. 9 Schuetz Tim (18)  GER **3:48,540** +3,860
 Thim Hektor (18)
 5. 6 Bergendi Marko (17)  SVK **3:52,280** +7,600
 Bábik Martin (17)

6.	4	Baydemir Ergün Vatan (17) Sarar Ali Kemal (17)	 TUR	3:52,340	+7,660
7.	2	Fazekas Adrián (17) Perets Artur (18)	SVB	3:52,520	+7,840
8.	5	Ebel Elias (17) Schewe Paavo (17)	GEC	3:53,960	+9,280

1.-3. -> F, 4.-7. + 1 B.T. -> SF

58 **H1** 12:15, 59 **H2** 12:18, 79 **SF** 13:51, 101 **F** 16:30

0060	K2 Boys		H1	1000 m	Friday	12:21
1.	6	Gessert Timo (15) Methner Tim Ole (16)	GEC	3:52,300		
2.	4	Lukáč Teo Peter (16) Tóth Michal (15)	 SVK	4:01,320	+9,020	
3.	2	Steuernagel Arthur (16) Witzleb Theo (16)	GEC	4:03,200	+10,900	
4.	8	Tapušik Tomáš (15) Zachar Eliáš (15)	SVB	4:03,760	+11,460	
5.	7	Chokov Marko (15) Oleksandr Leonov (15)	 UKR	4:04,080	+11,780	
6.	5	Diederich Theo (15) Wulff Maarten (15)	GEC	4:09,780	+17,480	

1. -> FA, 2.-7. -> SF

60 **H1** 12:21, 61 **H2** 12:24, 62 **H3** 12:27, 80 **SF1** 13:54,
81 **SF2** 13:57, 106 **FB** 17:24, 107 **FA** 17:30

0061	K2 Boys		H2	1000 m	Friday	12:24
1.	7	Nedotopa Davyd (16) Neumann Jonas (15)	GEC	3:49,600		
2.	4	Briese Monty Leo (16) Paquo Tobias (16)	GEC	3:50,620	+1,020	
3.	8	Gulyás Daniel (16) Hoffmann Hugo (16)	SVB	4:08,960	+19,360	
4.	3	Bartolčíč Jakub (15) Gavlíder Alex (15)	 SVK	4:15,960	+26,360	
5.	5	Degner Julius (15) Milas Philipp (15)	GEC	4:19,160	+29,560	
6.	6	Gasperin Gregor (15) Palijan Filip (15)	 SLO	4:35,820	+46,220	

1. -> FA, 2.-7. -> SF

60 **H1** 12:21, 61 **H2** 12:24, 62 **H3** 12:27, 80 **SF1** 13:54,
81 **SF2** 13:57, 106 **FB** 17:24, 107 **FA** 17:30

0062	K2 Boys		H3	1000 m	Friday	12:27
1.	2	Midloch Norbert (16) Szymczak Piotr (16)	 POL	3:51,920		

2.	7	Genrich Matwej (15) Grüneich Norwin (15)		GEC	3:58,640	+6,720
3.	8	Arnold Richardt (15) Voigt Ben-Luca (16)		GEC	4:02,480	+10,560
4.	5	Apfel Martin (16) Đurčo Oskar (16)		SVK	4:03,380	+11,460
5.	6	Tcheishvili Nikoloz (16) Tezelashvili Sandro (16)		GEO	4:18,620	+26,700
6.	4	Cusin Anej (15) Ivancic Tilen (15)		SLO	4:21,060	+29,140
7.	3	Klima Michal (16) Sekerák Matúš (15)		SVB	4:39,540	+47,620



1. -> FA, 2.-7. -> SF


60 **H1** 12:21, 61 **H2** 12:24, 62 **H3** 12:27, 80 **SF1** 13:54,
81 **SF2** 13:57, 106 **FB** 17:24, 107 **FA** 17:30

0063	K2 Girls			H1	1000 m	Friday	12:30
1.	6	Borucka Oliwia (15) Piasecka Julia (15)		POL	4:28,360		
2.	5	Dreager Fenja (16) Marlow Lucy (16)		GEC	4:30,640	+2,280	
3.	4	Purath Marianne (15) Tonscheidt Greta (15)		GEC	4:32,680	+4,320	
4.	7	Jakulin Zala (15) Plesnicar Eva (15)		SLO	4:33,500	+5,140	
5.	3	Nenadović Lara (15) Vučković Barbara (15)		CRO	4:45,360	+17,000	
6.	2	Bartolčíčová Natália (15) Moťovská Alexandra (15)		SVB	4:48,080	+19,720	
7.	9	Becker Sofia Stella (16) Vdovičenkova Daniela (15)		SVB	4:48,620	+20,260	
8.	8	Nakonechna Aelita (16) Yurieva Daria (16)		UKR	5:03,680	+35,320	


1.-3. + 3 B.T. -> F

63 **H1** 12:30, 64 **H2** 12:33, 109 **F** 17:42

0064	K2 Girls			H2	1000 m	Friday	12:33
1.	7	Karvan İşilsu (16) Yıldız Özge Nas (16)		TUR	4:25,860		
2.	8	Zendulková Klára (16) Činovcová Lucie (16)		CZE	4:26,200	+0,340	
3.	6	Austinat Karla (15) Buhr Anni (15)		GEC	4:40,780	+14,920	
4.	2	Menyhártová Kristína (15) Plšková Natália (15)		SVK SVB	4:46,720	+20,860	

5.	5	Borárosóvá Viktória (16) Nagy Viktória (16)		SVB	4:46,820	+20,960
-	3	Bedrnjak Hana (16) Pogacnik Elenore (15)		SLO	DNF	prevrátil








1.-3. + 3 B.T. -> F 63 **H1** 12:30, 64 **H2** 12:33, 109 **F** 17:42

0065	K2 Junior Women			H1	1000 m	Friday	12:36
1.	7	Albrecht Kim-Iva Jun (18) Nikolay Katharina (17)		GER	4:19,600		
2.	4	Czaniková Tereza (17) Gaál Liliána (18)		SVK	4:28,460	+8,860	
3.	5	Humhalová Lucie (17) Vaculíková Vendula (17)		CZE	4:30,920	+11,320	
4.	3	Hanoglu Irem (17) Bostanci Evrim (17)		TUR	4:31,600	+12,000	
5.	6	Gušer Zoe (17) Mootz Annabelle (17)		GEC	4:35,080	+15,480	

1.-3. + 3 B.T. -> F 65 **H1** 12:36, 66 **H2** 12:39, 104 **F** 17:00

0066	K2 Junior Women			H2	1000 m	Friday	12:39
1.	6	Kaya Simge (18) Yilmazer Zilan (18)		TUR	4:17,800		
2.	7	Felban Lina (18) Pausch Lene (17)		GEC	4:19,080	+1,280	
3.	5	Gosciniak Zuzanna (18) Kot Julia (17)		POL	4:22,980	+5,180	
4.	4	Leonhardt Nele (17) Zendt Amy (17)		GEC	4:31,660	+13,860	
5.	3	Rager Marlene (17) Schenk Emily (17)		AUT	4:39,900	+22,100	

1.-3. + 3 B.T. -> F 65 **H1** 12:36, 66 **H2** 12:39, 104 **F** 17:00

0067	K1 Junior Men			SF1	1000 m	Friday	13:09
1.	5	Lauper Luca (18)		SUI	4:10,800		
2.	3	Reckzeh Leon Michael (18)		GER	4:11,800	+1,000	
3.	6	Schewe Paavo (17)		GEC	4:14,540	+3,740	
4.	4	Wyszkowski Igor (18)		POL	4:15,560	+4,760	
5.	2	Tejnora Štěpán (18)		CZE	4:18,320	+7,520	
6.	9	Ebel Elias (17)		GEC	4:29,000	+18,200	
7.	8	Kleinman Nevo (17)		ISR	4:30,220	+19,420	
8.	1	Kurták Šimon (18)		CZE	4:30,680	+19,880	
-	7	Sarar Ali Kemal (17)		TUR	DSQ	váha	

1.-3. -> FA, 4.-6. -> FB 31 **H1** 10:42, 32 **H2** 10:45, 33 **H3** 10:48, 34 **H4** 10:51,
35 **H5** 10:54, 67 **SF1** 13:09, 68 **SF2** 13:12, 69 **SF3** 13:15,
85 **FB** 14:30, 86 **FB** 14:30, 87 **FB** 14:30, 88 **FB** 14:30, 89 **FB** 14:30, 90 **FB** 14:30

0068	K1 Junior Men		SF2	1000 m	Friday	13:12
1.	7	Borucki Alex (17)	POL	4:10,360		
2.	9	Kragelj Jure (17)	SLO	4:11,880	+1,520	
3.	4	Tóth Lúdvít (18)	SVK	4:12,660	+2,300	
4.	8	Gnigler Maximilian (18)	AUT	4:15,360	+5,000	
5.	6	Walla Richard (18)	GEC	4:18,660	+8,300	
6.	3	Kot Mikolaj (17)	POL	4:18,780	+8,420	
7.	5	Wyss Fynn (18)	SUI	4:19,600	+9,240	
8.	2	Zinßmann Felix (18)	GEC	4:30,880	+20,520	
-	1	Odishelidze Nika (18)	GEO	DSQ	váha	

1.-3. -> FA, 4.-6. -> FB

31 **H1** 10:42, 32 **H2** 10:45, 33 **H3** 10:48, 34 **H4** 10:51,
35 **H5** 10:54, 67 **SF1** 13:09, 68 **SF2** 13:12, 69 **SF3** 13:15,
85 **FB** 14:30, 86 **FA** 14:36

0069	K1 Junior Men		SF3	1000 m	Friday	13:15
1.	6	Trojanowski Mateusz (18)	POL	4:04,820		
2.	4	Hirsch Ondřej (18)	CZE	4:04,860	+0,040	
3.	3	Quiel Phillipp (18)	GER	4:05,260	+0,440	
4.	8	Szabó Maximilián (17)	SVK	4:06,040	+1,220	
5.	5	Şahin Szevered Sevenser (18)	TUR	4:09,260	+4,440	
6.	7	Šimek Albert (18)	CZE	4:12,880	+8,060	
7.	1	Sisso Hagay (17)	ISR	4:17,480	+12,660	
8.	2	Golovitskiy Denis (18)	ISR	4:18,240	+13,420	
9.	9	Leban Parada Santiago (18)	SLO	4:23,160	+18,340	

1.-3. -> FA, 4.-6. -> FB

31 **H1** 10:42, 32 **H2** 10:45, 33 **H3** 10:48, 34 **H4** 10:51,
35 **H5** 10:54, 67 **SF1** 13:09, 68 **SF2** 13:12, 69 **SF3** 13:15,
85 **FB** 14:30, 86 **FA** 14:36

0070	K1 Boys		SF1	1000 m	Friday	13:18
1.	3	Kubalski Mateusz (16)	POL	4:10,900		
2.	4	Đurčo Oskar (16)	SVK	4:13,740	+2,840	
3.	2	Methner Tim Ole (16)	GEC	4:14,220	+3,320	
4.	6	Valenta Štěpán (16)	CZE	4:15,560	+4,660	
5.	5	Nykl Marek (16)	CZE	4:19,820	+8,920	
6.	1	Exler Štěpán (16)	CZE	4:25,140	+14,240	
7.	7	Tóth Michal (15)	SVK	4:26,000	+15,100	
8.	9	Genrich Matweij (15)	GEC	4:28,380	+17,480	
9.	8	Faltus Tomáš (15)	CZE	4:34,420	+23,520	

1.-3. -> FA, 4.-6. -> FB

36 **H1** 10:57, 37 **H2** 11:00, 38 **H3** 11:03, 39 **H4** 11:06,
40 **H5** 11:09, 41 **H6** 11:12, 70 **SF1** 13:18, 71 **SF2** 13:21,
72 **SF3** 13:24, 92 **FB** 15:24, 94 **FA** 15:36







0071	K1 Boys		SF2	1000 m	Friday	13:21
1.	4	Briese Monty Leo (16)	GEC	4:15,760		
2.	6	Midloch Norbert (16)	POL	4:17,540	+1,780	

3.	7	May Christopher (16)		GEC	4:18,660	+2,900
4.	5	Tichý Matyáš (16)		CZE	4:23,680	+7,920
5.	8	Soffa Marc (15)		GEC	4:25,060	+9,300
6.	1	Vähesoo Joonas (16)		EST	4:32,860	+17,100
7.	3	Paquo Tobias (16)		GEC	4:34,880	+19,120
8.	2	Witzleb Theo (16)		GEC	4:40,080	+24,320
-	9	Holjevac Fran (16)		CRO	DNS	<i>neštartoval</i>

1.-3. -> FA, 4.-6. -> FB

36 **H1** 10:57, 37 **H2** 11:00, 38 **H3** 11:03, 39 **H4** 11:06,
40 **H5** 11:09, 41 **H6** 11:12, 70 **SF1** 13:18, 71 **SF2** 13:21,
72 **SF3** 13:24, 92 **FB** 15:24, 94 **FA** 15:36

0072 **K1 Boys** SF3 1000 m Friday **13:24**

1.	8	Gessert Timo (15)		GEC	4:14,640	
2.	5	Janeček Patrik (16)		CZE	4:15,520	+0,880
3.	4	Orlov Roman (15)		EST	4:15,760	+1,120
4.	2	Karahan Rahmi Kaan (15)		TUR	4:18,780	+4,140
5.	9	Voigt Ben-Luca (16)		GEC	4:21,360	+6,720
6.	1	Lukáč Teo Peter (16)		SVK	4:22,340	+7,700
7.	3	Lovíšek Adam (16)		CZE	4:22,860	+8,220
8.	6	Bartolčíč Jakub (15)		SVK	4:24,460	+9,820
9.	7	Lopata Matej (15)		SVK	4:38,780	+24,140

1.-3. -> FA, 4.-6. -> FB

36 **H1** 10:57, 37 **H2** 11:00, 38 **H3** 11:03, 39 **H4** 11:06,
40 **H5** 11:09, 41 **H6** 11:12, 70 **SF1** 13:18, 71 **SF2** 13:21,
72 **SF3** 13:24, 92 **FB** 15:24, 94 **FA** 15:36

0073 **K1 Girls** SF1 1000 m Friday **13:27**




1.	6	Blazejczak Otylia (16)		POL	4:50,720	
2.	5	Marlow Lucy (16)		GEC	4:52,600	+1,880
3.	3	Schilling Lin (16)		GEC	4:54,400	+3,680
4.	7	Yildiz Özge Nas (16)		TUR	4:58,480	+7,760
5.	4	Dreager Fenja (16)		GEC	4:58,640	+7,920
6.	8	Bartolčíčová Natália (15)		SVB	5:06,560	+15,840
7.	9	Kováčiková Chiara Sofia (16)		SVK	5:13,400	+22,680
8.	2	Moťovská Alexandra (15)		SVB	5:17,980	+27,260
9.	1	Austinat Karla (15)		GEC	5:27,720	+37,000

1.-3. -> FA, 4.-7. + 1 B.T. -> FB

42 **H1** 11:15, 43 **H2** 11:18, 44 **H3** 11:21, 73 **SF1** 13:27,
74 **SF2** 13:30, 93 **FB** 15:30, 96 **FA** 15:48

0074 **K1 Girls** SF2 1000 m Friday **13:30**







1.	6	Schuck Ivana (16)		GEC	4:58,860	
2.	9	Leonidou Marina (16)		CYP	5:01,000	+2,140
3.	7	Dočolomanská Ella (16)		SVB	5:01,480	+2,620
4.	2	Bílková Michaela (15)		CZE	5:01,900	+3,040
5.	3	Höffler Paulina (15)		GEC	5:04,800	+5,940
6.	4	Buhr Anni (15)		GEC	5:14,660	+15,800

7.	8	Bedrnjak Hana (16)		SLO	5:15,820	+16,960
8.	5	Vučković Barbara (15)		CRO	5:16,320	+17,460
9.	1	Pogacnik Elenore (15)		SLO	5:27,460	+28,600

1.-3. -> FA, 4.-7. + 1 B.T. -> FB

42 **H1** 11:15, 43 **H2** 11:18, 44 **H3** 11:21, 73 **SF1** 13:27,
74 **SF2** 13:30, 93 **FB** 15:30, 96 **FA** 15:48









0075	K1 Men U23			SF1	1000 m	Friday	13:33
------	-------------------	--	--	-----	--------	--------	--------------

1.	4	Holka Tomáš (23)		SVK	4:05,540	
2.	9	Kukučka Juraj (19)		SVK	4:06,200	+0,660
3.	6	Zrutta Michal (19)		SVK	4:07,340	+1,800
4.	5	Faletič Tit (23)		SLO	4:08,380	+2,840
5.	8	Şentürk Idris (19)		TUR	4:09,980	+4,440
6.	7	Drey Shalev (22)		ISR	4:14,160	+8,620
7.	2	Ben Yosef Aran (19)		ISR	4:15,020	+9,480
8.	1	Plhoň Jan (19)		CZE	4:27,320	+21,780
9.	3	Muff Raphael (19)		SUI	4:28,100	+22,560

1.-3. -> FA, 4.-7. + 1 B.T. -> FB

47 **H1** 11:36, 48 **H2** 11:39, 49 **H3** 11:42, 75 **SF1** 13:33,
76 **SF2** 13:36, 87 **FB** 14:42, 88 **FA** 14:48








0076	K1 Men U23			SF2	1000 m	Friday	13:36
------	-------------------	--	--	-----	--------	--------	--------------

1.	4	Rybanský Daniel (20)		SVK	4:04,980	
2.	5	Donhauser Donat (21)		SUI	4:06,960	+1,980
3.	3	Záhora Josef (22)		CZE	4:07,680	+2,700
4.	6	Ruzicska Péter (20)		HUN	4:08,160	+3,180
5.	9	Pikon Anže (20)		SLO	4:11,120	+6,140
6.	8	Keçeli Emir Taha (20)		TUR	4:13,280	+8,300
7.	7	Kronheim Konstantin (19)		AUT	4:14,940	+9,960
8.	2	Kahn Doron (21)		ISR	4:36,900	+31,920
9.	1	Carrington Corwin (20)		SVB	4:53,240	+48,260

1.-3. -> FA, 4.-7. + 1 B.T. -> FB



47 **H1** 11:36, 48 **H2** 11:39, 49 **H3** 11:42, 75 **SF1** 13:33,
76 **SF2** 13:36, 87 **FB** 14:42, 88 **FA** 14:48

0077	K1 Junior Women			SF	1000 m	Friday	13:39
------	------------------------	--	--	----	--------	--------	--------------

1.	5	Švecová Romana (18)		SVK	4:41,300	
2.	4	Jaskolska Martyna (18)		POL	4:44,660	+3,360
3.	3	Hänni Dina (18)		SUI	4:52,780	+11,480
4.	8	Mootz Annabelle (17)		GEC	4:52,880	+11,580
5.	2	Humhalová Lucie (17)		CZE	4:58,320	+17,020
6.	9	Balcarová Nikola (17)		CZE	4:58,960	+17,660
7.	1	Leonhardt Nele (17)		GEC	5:04,700	+23,400
8.	6	Yilmazer Zilan (18)		TUR	5:32,160	+50,860
9.	7	Hanoglu Irem (17)		TUR	5:32,820	+51,520


1.-3. -> F

45 **H1** 11:30, 46 **H2** 11:33, 77 **SF** 13:39, 90 **F** 15:00

0078	C1 Boys		SF	1000 m	Friday	13:42
1.	4	Kalaber Artur (16)	 SVK	5:06,240		
2.	3	Ivanchuk Zakhar (16)	 UKR	5:07,300	+1,060	
3.	5	Žalkovský Adam (16)	 CZE	5:07,900	+1,660	
4.	6	Struk Dominik (16)	 SVK	5:09,300	+3,060	
5.	2	Beige Jeremy (15)	GEC	5:23,800	+17,560	
6.	8	Šunjić Petar (15)	 CRO	5:26,020	+19,780	
7.	7	Grunewald Gerwin (15)	GEC	5:59,420	+53,180	
1.-3. -> F			54 H1 11:57, 55 H2 12:00, 78 SF 13:42, 95 F 15:42			

0079	K2 Junior Men		SF	1000 m	Friday	13:51
1.	6	Usta Taha Erkam (17) Sulak Muhammet Emin (16)	 TUR	3:45,100		
2.	4	Schuetz Tim (18) Thim Hektor (18)	 GER	3:46,260	+1,160	
3.	5	Lepi Máté (17) Marsal Máté (16)	 SVK	3:48,080	+2,980	
4.	7	Baydemir Ergün Vatan (17) Sara Ali Kemal (17)	 TUR	3:50,260	+5,160	
5.	3	Bergendi Marko (17) Bábik Martin (17)	 SVK	3:50,400	+5,300	
6.	8	Konieczny Kacper (18) Kot Mikolaj (17)	 POL	3:55,280	+10,180	
7.	2	Kurčák Šimon (18) Nykl Michal (18)	 CZE	3:56,420	+11,320	
8.	1	Fazekas Adrián (17) Perets Artur (18)	SVB	3:59,200	+14,100	
9.	9	Ebel Elias (17) Schewe Paavo (17)	GEC	4:16,360	+31,260	
1.-3. -> F			58 H1 12:15, 59 H2 12:18, 79 SF 13:51, 101 F 16:30			

0080	K2 Boys		SF1	1000 m	Friday	13:54
1.	3	Apfel Martin (16) Ďurčo Oskar (16)	 SVK	4:01,340		
2.	6	Arnold Richardt (15) Voigt Ben-Luca (16)	GEC	4:07,280	+5,940	
3.	5	Lukáč Teo Peter (16) Tóth Michal (15)	 SVK	4:10,380	+9,040	
4.	7	Tapušik Tomáš (15) Zachar Eliáš (15)	SVB	4:13,720	+12,380	
5.	4	Gulyás Daniel (16) Hoffmann Hugo (16)	SVB	4:16,040	+14,700	

6.	8	Cusin Anej (15) Ivancic Tilen (15)	 SLO	4:17,420	+16,080
7.	1	Diederich Theo (15) Wulff Maarten (15)	GEC	4:20,060	+18,720
8.	2	Degner Julius (15) Milas Philipp (15)	GEC	4:26,260	+24,920




1.-3. -> FA, 4.-7. + 1 B.T. -> FB









60 **H1** 12:21, 61 **H2** 12:24, 62 **H3** 12:27, 80 **SF1** 13:54,
81 **SF2** 13:57, 106 **FB** 17:24, 107 **FA** 17:30

0081	K2 Boys		SF2	1000 m	Friday	13:57
1.	6	Steuernagel Arthur (16) Witzleb Theo (16)	GEC	3:57,580		
2.	5	Briese Monty Leo (16) Paquo Tobias (16)	GEC	3:59,460	+1,880	
3.	4	Genrich Matweij (15) Grüneich Norwin (15)	GEC	4:01,840	+4,260	
4.	3	Bartolčič Jakub (15) Gavliger Alex (15)	 SVK	4:09,120	+11,540	
5.	7	Chokov Marko (15) Oleksandr Leonov (15)	 UKR	4:14,360	+16,780	
6.	2	Tcheishvili Nikoloz (16) Tezelashvili Sandro (16)	 GEO	4:14,520	+16,940	
7.	9	Klima Michal (16) Sekerák Matúš (15)	SVB	4:22,200	+24,620	
8.	8	Gasperin Gregor (15) Palijan Filip (15)	 SLO	4:31,720	+34,140	

1.-3. -> FA, 4.-7. + 1 B.T. -> FB

60 **H1** 12:21, 61 **H2** 12:24, 62 **H3** 12:27, 80 **SF1** 13:54,
81 **SF2** 13:57, 106 **FB** 17:24, 107 **FA** 17:30

0082	C1 Men U23		F	1000 m	Friday	14:00
1.	7	Trescher Jonas (19)	GEC	4:30,440		
2.	6	Laroche Lucas (22)	 FRA	4:33,620	+3,180	
3.	4	Çıktay Bedirhan (20)	 TUR	4:45,380	+14,940	
4.	5	Psočný Adam (19)	 SVK	5:02,400	+31,960	

0083	K1 Women U23		F	1000 m	Friday	14:06
1.	4	Čulenová Dagmar (21)	 SVK	4:30,910		
2.	6	Reichová Michaela (23)	 CZE	4:35,288	+4,378	
3.	7	Zemánková Hana (20)	 SVK	4:36,785	+5,875	
4.	2	Hermély Gabriela (22)	 CZE	4:42,677	+11,767	
5.	9	Husáriková Diana (19)	 SVK	4:43,905	+12,995	
6.	8	Hepp Cornelia (21)	 AUT	4:44,446	+13,536	
7.	3	Meizeles Mia (21)	 ISR	5:06,022	+35,112	
8.	5	Konstantinidou Kyriaki (23)	 CYP	5:15,740	+44,830	

0084 **C1 Women U23** F 1000 m **Canceled!** **14:12**

0085 **K1 Junior Men** FB 1000 m Friday **14:30**

1.	4	Szabó Maximilián (17)	 SVK	4:09,660	
2.	3	Walla Richard (18)	GEC	4:12,740	+3,080
3.	7	Tejnora Štěpán (18)	 CZE	4:13,000	+3,340
4.	5	Wyszkowski Igor (18)	 POL	4:15,620	+5,960
5.	1	Kot Mikolaj (17)	 POL	4:16,120	+6,460
6.	9	Šimek Albert (18)	 CZE	4:16,220	+6,560
7.	6	Gnigler Maximilian (18)	 AUT	4:16,360	+6,700
8.	2	Ebel Elias (17)	GEC	4:19,460	+9,800
9.	8	Şahin Szevered Sevenser (18)	 TUR	4:32,080	+22,420

31 **H1** 10:42, 32 **H2** 10:45, 33 **H3** 10:48, 34 **H4** 10:51,
35 **H5** 10:54, 67 **SF1** 13:09, 68 **SF2** 13:12, 69 **SF3** 13:15,
85 **FB** 14:30, 86 **FA** 14:36

0086 **K1 Junior Men** FA 1000 m Friday **14:36**

1.	4	Borucki Alex (17)	 POL	3:59,260	
2.	3	Reckzeh Leon Michael (18)	 GER	4:00,580	+1,320
3.	9	Quiel Phillipp (18)	 GER	4:00,620	+1,360
4.	5	Lauper Luca (18)	 SUI	4:02,300	+3,040
5.	8	Schewe Paavo (17)	GEC	4:07,120	+7,860
6.	2	Hirsch Ondřej (18)	 CZE	4:10,620	+11,360
7.	1	Tóth Ľudovít (18)	 SVK	4:11,740	+12,480
8.	6	Trojanowski Mateusz (18)	 POL	4:12,260	+13,000
9.	7	Kragelj Jure (17)	 SLO	4:21,480	+22,220

31 **H1** 10:42, 32 **H2** 10:45, 33 **H3** 10:48, 34 **H4** 10:51,
35 **H5** 10:54, 67 **SF1** 13:09, 68 **SF2** 13:12, 69 **SF3** 13:15,
85 **FB** 14:30, 86 **FA** 14:36

0087 **K1 Men U23** FB 1000 m Friday **14:42**

1.	5	Faletič Tit (23)	 SLO	4:12,580	
2.	4	Ruzicska Péter (20)	 HUN	4:14,460	+1,880
3.	9	Plhoň Jan (19)	 CZE	4:14,560	+1,980
4.	8	Kronheim Konstantin (19)	 AUT	4:16,620	+4,040
5.	1	Ben Yosef Aran (19)	 ISR	4:17,880	+5,300
6.	7	Drey Shalev (22)	 ISR	4:19,620	+7,040
7.	2	Keçeli Emir Taha (20)	 TUR	4:19,980	+7,400
8.	3	Şentürk İdris (19)	 TUR	4:20,640	+8,060
9.	6	Pikon Anže (20)	 SLO	4:21,160	+8,580








47 **H1** 11:36, 48 **H2** 11:39, 49 **H3** 11:42, 75 **SF1** 13:33,
76 **SF2** 13:36, 87 **FB** 14:42, 88 **FA** 14:48

0088 **K1 Men U23** FA 1000 m Friday **14:48**

1.	5	Ujvári Marko (22)		SVK	3:56,080	
2.	7	Rybanský Daniel (20)		SVK	3:58,220	+2,140
3.	8	Kukučka Juraj (19)		SVK	3:58,340	+2,260
4.	6	Kleanthous Stefan (23)		CYP	3:59,780	+3,700
5.	3	Holka Tomáš (23)		SVK	3:59,920	+3,840
6.	2	Donhauser Donat (21)		SUI	4:07,080	+11,000
7.	1	Zrutta Michal (19)		SVK	4:10,780	+14,700
8.	9	Záhora Josef (22)		CZE	4:11,300	+15,220
9.	4	Ádám Kiss (21)		HUN	4:22,840	+26,760









47 **H1** 11:36, 48 **H2** 11:39, 49 **H3** 11:42, 75 **SF1** 13:33,
76 **SF2** 13:36, 87 **FB** 14:42, 88 **FA** 14:48

0089 **C1 Junior Men** F 1000 m Friday **14:54**

1.	3	Bange Florin (18)		GER	4:32,720	
2.	7	Becker Konrad (17)		GER	4:34,720	+2,000
3.	5	Derrey Tom (18)		FRA	4:42,220	+9,500
4.	9	Neradil Ondřej (17)		CZE	4:47,880	+15,160
5.	1	Nathan Jeannest (18)		FRA	4:48,160	+15,440
6.	4	Wetzel Paul (17)		GEC	4:48,640	+15,920
7.	2	Quick Richard (17)		GEC	5:00,480	+27,760
8.	6	Houel Jules (18)		FRA	5:26,100	+53,380
-	8	Ružič Patrik (18)		SVK	DNF	prevrátil

50 **H1** 11:45, 51 **H2** 11:48, 89 **F** 14:54


0090 **K1 Junior Women** F 1000 m Friday **15:00**

1.	5	Heuser Caro (17)		GER	4:31,280	
2.	6	Sovová Barbora (18)		CZE	4:42,440	+11,160
3.	3	Kot Julia (17)		POL	4:42,780	+11,500
4.	8	Švecová Romana (18)		SVK	4:43,100	+11,820
5.	7	Zendt Amy (17)		GEC	4:50,560	+19,280
6.	4	Szeliga Aleksandra (17)		POL	4:56,040	+24,760
7.	9	Hänni Dina (18)		SUI	5:01,140	+29,860
8.	1	Jaskolska Martyna (18)		POL	5:01,700	+30,420
9.	2	Vaculíková Vendula (17)		CZE	5:10,600	+39,320

45 **H1** 11:30, 46 **H2** 11:33, 77 **SF** 13:39, 90 **F** 15:00




0091 **C1 Junior Women** F 1000 m Friday **15:06**

1.	6	Koellner Leonie (18)		GER	5:31,360	
2.	9	Studničková Klára (18)		CZE	5:32,263	+0,903
3.	3	Őri Laura (18)		SVK	5:35,739	+4,379
4.	2	Palashavets Sofya (17)		CZE	5:36,832	+5,472
5.	5	Scotte Anaelle (18)		FRA	5:41,151	+9,791

6.	8	Lämmel Luise (17)		GEC	5:47,001	+15,641
7.	4	Lopez Amalia (17)		FRA	5:58,644	+27,284
8.	7	Bónová Zoé (17)		SVK	6:01,266	+29,906
9.	1	Borchardt Isabell (17)		GEC	6:04,855	+33,495

52 **H1** 11:51, 53 **H2** 11:54, 91 **F** 15:06

0092 **K1 Boys** FB 1000 m Friday **15:24**

1.	5	Valenta Štěpán (16)		CZE	4:22,900	
2.	7	Nykl Marek (16)		CZE	4:24,980	+2,080
3.	6	Tichý Matyáš (16)		CZE	4:31,700	+8,800
4.	4	Karahan Rahmi Kaan (15)		TUR	4:34,360	+11,460
5.	9	Lukáč Teo Peter (16)		SVK	4:34,400	+11,500
6.	3	Soffa Marc (15)		GEC	4:35,200	+12,300
7.	1	Vähesoo Joonas (16)		EST	4:38,980	+16,080
8.	2	Exler Štěpán (16)		CZE	4:40,380	+17,480
9.	8	Voigt Ben-Luca (16)		GEC	4:46,600	+23,700

36 **H1** 10:57, 37 **H2** 11:00, 38 **H3** 11:03, 39 **H4** 11:06,
40 **H5** 11:09, 41 **H6** 11:12, 70 **SF1** 13:18, 71 **SF2** 13:21,
72 **SF3** 13:24, 92 **FB** 15:24, 94 **FA** 15:36

0093 **K1 Girls** FB 1000 m Friday **15:30**







1.	9	Vučković Barbara (15)		CRO	5:01,440	
2.	5	Yildiz Özge Nas (16)		TUR	5:01,960	+0,520
3.	3	Dreager Fenja (16)		GEC	5:02,100	+0,660
4.	6	Höffler Paulina (15)		GEC	5:08,540	+7,100
5.	4	Bílková Michaela (15)		CZE	5:08,660	+7,220
6.	7	Bartolčíčová Natália (15)		SVB	5:09,600	+8,160
7.	8	Bedrnjak Hana (16)		SLO	5:22,520	+21,080
8.	2	Buhr Anni (15)		GEC	5:35,200	+33,760
9.	1	Kováčiková Chiara Sofia (16)		SVK	5:53,920	+52,480

42 **H1** 11:15, 43 **H2** 11:18, 44 **H3** 11:21, 73 **SF1** 13:27,
74 **SF2** 13:30, 93 **FB** 15:30, 96 **FA** 15:48






0094 **K1 Boys** FA 1000 m Friday **15:36**

1.	5	Kubalski Mateusz (16)		POL	4:07,240	
2.	7	Midloch Norbert (16)		POL	4:10,800	+3,560
3.	8	Methner Tim Ole (16)		GEC	4:12,640	+5,400
4.	6	Gessert Timo (15)		GEC	4:15,520	+8,280
5.	9	Orlov Roman (15)		EST	4:18,660	+11,420
6.	3	Đurčo Oskar (16)		SVK	4:19,200	+11,960
7.	2	Janeček Patrik (16)		CZE	4:21,280	+14,040
8.	4	Briese Monty Leo (16)		GEC	4:23,360	+16,120
9.	1	May Christopher (16)		GEC	4:23,740	+16,500




36 **H1** 10:57, 37 **H2** 11:00, 38 **H3** 11:03, 39 **H4** 11:06,
40 **H5** 11:09, 41 **H6** 11:12, 70 **SF1** 13:18, 71 **SF2** 13:21,
72 **SF3** 13:24, 92 **FB** 15:24, 94 **FA** 15:36

0095	C1 Boys		F	1000 m	Friday	15:42
1.	4	Příkopa Vít (16)	 CZE	4:45,160		
2.	6	Hirsch Robin (16)	 CZE	4:47,840	+2,680	
3.	5	Scheler Fabio (15)	GEC	4:50,980	+5,820	
4.	2	Voigt Noam (16)	GEC	4:51,160	+6,000	
5.	8	Kalaber Artur (16)	 SVK	4:58,800	+13,640	
6.	9	Žalkovský Adam (16)	 CZE	5:00,160	+15,000	
7.	7	Ott Magnus (16)	GEC	5:03,280	+18,120	
8.	3	Ekaladze Giorgi (16)	 GEO	5:19,540	+34,380	
9.	1	Ivanchuk Zakhar (16)	 UKR	5:24,280	+39,120	


54 **H1** 11:57, 55 **H2** 12:00, 78 **SF** 13:42, 95 **F** 15:42



0096	K1 Girls		FA	1000 m	Friday	15:48
1.	6	Minarovičová Ema (16)	 SVK	4:48,480		
2.	8	Marlow Lucy (16)	GEC	4:50,900	+2,420	
3.	4	Csomová Laura (15)	 CZE	4:53,620	+5,140	
4.	3	Blazejczak Otylia (16)	 POL	4:56,360	+7,880	
5.	7	Schuck Ivana (16)	GEC	4:56,540	+8,060	
6.	5	Zendulková Klára (16)	 CZE	5:04,180	+15,700	
7.	1	Schilling Lin (16)	GEC	5:05,080	+16,600	
8.	9	Dočolomanská Ella (16)	SVB	5:11,640	+23,160	
9.	2	Leonidou Marina (16)	 CYP	5:24,880	+36,400	

42 **H1** 11:15, 43 **H2** 11:18, 44 **H3** 11:21, 73 **SF1** 13:27, 74 **SF2** 13:30, 93 **FB** 15:30, 96 **FA** 15:48

0097	C1 Girls		F	1000 m	Friday	15:54
1.	4	Lemke Stine (15)	GEC	5:45,820		
2.	6	Strobel Lykka (15)	GEC	5:48,320	+2,500	
3.	5	Hoffmann Florentina (15)	GEC	5:48,760	+2,940	
4.	7	Marder Lia (15)	GEC	5:51,080	+5,260	
5.	3	Jiskrová Tereza (16)	 CZE	6:00,160	+14,340	
6.	8	Kratz Finja (15)	GEC	6:01,300	+15,480	
7.	9	Lemke Lorena (16)	GEC	6:12,560	+26,740	
8.	2	Stehlík Vivien (15)	 SVK	6:22,680	+36,860	
9.	1	Werthaimerová Ema (15)	 CZE	6:26,120	+40,300	

56 **H1** 12:03, 57 **H2** 12:06, 97 **F** 15:54

0099	K2 Women U23		F	1000 m	Friday	16:18
1.	5	Hermély Gabriela (22) Reichová Michaela (23)	 CZE	4:18,120		
2.	7	Husáriková Diana (19) Zemánková Hana (20)	 SVK	4:20,020	+1,900	

3.	6	Málková Karolína (19) Málková Nikola (19)	 CZE	4:20,080	+1,960
4.	4	Dovbnia Daria (19) Nurova Polina (19)	 UKR	4:24,600	+6,480





0100 **C2 Women U23** F 1000 m **Canceled!** **16:24**

0101 **K2 Junior Men** F 1000 m Friday **16:30**

1.	5	Doktorík Dominik (18) Tóth Ľudovít (18)	 SVK	3:39,900	
2.	3	Hoiss Vincent (17) Schmiech Julian (17)	 GER	3:43,480	+3,580
3.	4	Woronkiewicz-Kaczmarek Aleksander (18) Wyszkowski Igor (18)	 POL	3:44,160	+4,260
4.	6	Krones Franz (18) Neumann Nils (18)	GEC	3:45,740	+5,840
5.	2	Prchlík Ondřej (18) Souček Lukáš (18)	 CZE	3:47,200	+7,300
6.	9	Lepi Máté (17) Marsal Máté (16)	 SVK	3:47,240	+7,340
7.	7	Hirsch Ondřej (18) Šimek Albert (18)	 CZE	3:48,500	+8,600
8.	8	Usta Taha Erkam (17) Sulak Muhammet Emin (16)	 TUR	3:50,280	+10,380
9.	1	Schuetz Tim (18) Thim Hektor (18)	 GER	3:53,720	+13,820

58 **H1** 12:15, 59 **H2** 12:18, 79 **SF** 13:51, 101 **F** 16:30

0102 **K2 Men U23** F 1000 m Friday **16:48**

1.	8	Holka Tomáš (23) Rybanský Daniel (20)	 SVK	3:41,080	
2.	3	Tribol Bence (21) Tribol Bertalan (21)	 HUN	3:43,280	+2,200
3.	6	Hvojník Martin (22) Kukučka Juraj (19)	 SVK	3:52,200	+11,120
4.	5	Plhoň Jan (19) Záhora Josef (22)	 CZE	3:59,440	+18,360

0098 **C2 Men U23** F 1000 m Friday **16:54**

1.	1	Trescher Jonas (19) Findeisen Daniel (18)	GEC	4:19,860	
-----------	---	--	-----	-----------------	--

0103	C2 Junior Men		F	1000 m	Friday	16:54
1.	5	Grambow Hannes (17) Zank Malte (18)	GER	4:21,440		
2.	3	Houel Jules (18) Nathan Jeannest (18)	FRA	4:23,800	+2,360	
3.	4	Quick Richard (17) Rossi Scipio (17)	GEC	4:28,980	+7,540	
4.	7	Neradil Ondřej (17) Novák Jan (17)	CZE	4:37,860	+16,420	
5.	6	Koffler Lasse (17) Petschauer Pitt (18)	GEC	4:57,900	+36,460	
0104	K2 Junior Women		F	1000 m	Friday	17:00
1.	5	Albrecht Kim-Iva Jun (18) Nikolay Katharina (17)	GER	4:18,580		
2.	6	Felban Lina (18) Pausch Lene (17)	GEC	4:22,380	+3,800	
3.	4	Kaya Simge (18) Yilmazer Zilan (18)	TUR	4:22,720	+4,140	
4.	7	Humhalová Lucie (17) Vaculíková Vendula (17)	CZE	4:28,700	+10,120	
5.	3	Czaniková Tereza (17) Gaál Liliána (18)	SVK	4:29,100	+10,520	
6.	8	Hanoglu Irem (17) Bostanci Evrim (17)	TUR	4:32,840	+14,260	
7.	1	Leonhardt Nele (17) Zendt Amy (17)	GEC	4:32,860	+14,280	
8.	2	Gosciniak Zuzanna (18) Kot Julia (17)	POL	4:34,760	+16,180	
9.	9	Gußer Zoe (17) Mootz Annabelle (17)	GEC	4:39,500	+20,920	

65 **H1** 12:36, 66 **H2** 12:39, 104 **F** 17:00












0105	C2 Junior Women		F	1000 m	Friday	17:06
1.	4	Pflugmacher Lisa (18) Wichmann Josephine (18)	GER	5:05,200		
2.	6	Lopez Amalia (17) Scotte Anaelle (18)	FRA	5:11,120	+5,920	
3.	5	Borchardt Isabell (17) Lämmel Luise (17)	GEC	5:16,720	+11,520	






0106	K2 Boys		FB	1000 m	Friday	17:24
1.	4	Bartolčíč Jakub (15) Gavlíder Alex (15)	 SVK	4:06,520		
2.	3	Gulyás Daniel (16) Hoffmann Hugo (16)	SVB	4:10,800	+4,280	
3.	5	Tapušik Tomáš (15) Zachar Eliáš (15)	SVB	4:10,940	+4,420	
4.	7	Cusin Anej (15) Ivancic Tilen (15)	 SLO	4:12,360	+5,840	
5.	6	Chokov Marko (15) Oleksandr Leonov (15)	 UKR	4:12,540	+6,020	
6.	1	Diederich Theo (15) Wulff Maarten (15)	GEC	4:15,220	+8,700	
7.	8	Klima Michal (16) Sekerák Matúš (15)	SVB	4:17,320	+10,800	
8.	9	Degner Julius (15) Milas Philipp (15)	GEC	4:17,360	+10,840	
9.	2	Tcheishvili Nikoloz (16) Tezelashvili Sandro (16)	 GEO	4:17,640	+11,120	

60 **H1** 12:21, 61 **H2** 12:24, 62 **H3** 12:27, 80 **SF1** 13:54,
81 **SF2** 13:57, 106 **FB** 17:24, 107 **FA** 17:30

0107	K2 Boys		FA	1000 m	Friday	17:30
1.	6	Midloch Norbert (16) Szymczak Piotr (16)	 POL	3:45,140		
2.	5	Gessert Timo (15) Methner Tim Ole (16)	GEC	3:48,840	+3,700	
3.	7	Steuernagel Arthur (16) Witzleb Theo (16)	GEC	3:51,260	+6,120	
4.	3	Apfel Martin (16) Ďurčo Oskar (16)	 SVK	3:51,800	+6,660	
5.	4	Nedotopa Davyd (16) Neumann Jonas (15)	GEC	3:53,100	+7,960	
6.	9	Genrich Matwej (15) Grüneich Norwin (15)	GEC	3:59,620	+14,480	
7.	8	Arnold Richardt (15) Voigt Ben-Luca (16)	GEC	4:01,260	+16,120	
8.	2	Briese Monty Leo (16) Paquo Tobias (16)	GEC	4:02,160	+17,020	
9.	1	Lukáč Teo Peter (16) Tóth Michal (15)	 SVK	4:05,860	+20,720	

60 **H1** 12:21, 61 **H2** 12:24, 62 **H3** 12:27, 80 **SF1** 13:54,
81 **SF2** 13:57, 106 **FB** 17:24, 107 **FA** 17:30

0108	C2 Boys		F	1000 m	Friday	17:36
1.	5	Ivanchuk Zakhar (16) Shchurov Kyrylo (16)	 UKR	4:33,600		
2.	6	Hirsch Robin (16) Příkopa Vít (16)	 CZE	4:37,000	+3,400	
3.	7	Ott Magnus (16) Scheler Fabio (15)	GEC	5:02,400	+28,800	
0109	K2 Girls		F	1000 m	Friday	17:42
1.	5	Borucka Oliwia (15) Piasecka Julia (15)	 POL	4:18,640		
2.	4	Karvan İşilsu (16) Yıldiz Özge Nas (16)	 TUR	4:22,220	+3,580	
3.	6	Zendulková Klára (16) Činovcová Lucie (16)	 CZE	4:25,280	+6,640	
4.	3	Dreager Fenja (16) Marlow Lucy (16)	GEC	4:30,820	+12,180	
5.	7	Purath Marianne (15) Tonscheidt Greta (15)	GEC	4:37,960	+19,320	
6.	1	Nenadović Lara (15) Vučković Barbara (15)	 CRO	4:38,640	+20,000	
7.	8	Jakulin Zala (15) Plesnicar Eva (15)	 SLO	4:43,800	+25,160	
8.	9	Menyhártová Kristína (15) Plšková Natália (15)	SVK SVB	4:46,840	+28,200	
9.	2	Austinat Karla (15) Buhr Anni (15)	GEC	4:46,860	+28,220	
63 H1 12:30, 64 H2 12:33, 109 F 17:42						
0110	C2 Girls		F	1000 m	Friday	17:48
1.	7	Hoffmann Florentina (15) Lemke Stine (15)	GEC	4:58,100		
2.	5	Jiskrová Tereza (16) Werthaimerová Ema (15)	 CZE	5:02,740	+4,640	
3.	4	Marder Lia (15) Strobel Lykka (15)	GEC	5:04,880	+6,780	
4.	6	Kratz Finja (15) Lemke Lorena (16)	GEC	5:17,800	+19,700	
0111	K1 Men U23		H1	500 m	Saturday	08:30
1.	7	Záhora Josef (22)	 CZE	1:48,780		
2.	4	Hvojnik Martin (22)	 SVK	1:50,100	+1,320	
3.	8	Pikon Anže (20)	 SLO	1:51,260	+2,480	

4.	3	Tribol Bertalan (21)		HUN	1:51,500	+2,720
5.	1	Kukučka Juraj (19)		SVK	1:53,420	+4,640
6.	5	Keçeli Emir Taha (20)		TUR	1:54,720	+5,940
7.	2	Kronheim Konstantin (19)		AUT	1:55,700	+6,920
8.	9	Tatunashvili Levani (23)		GEO	1:56,780	+8,000
9.	6	Carrington Corwin (20)		SVB	2:14,140	+25,360

1.-6. + 3 B.T. -> SF

111 **H1** 08:30, 112 **H2** 08:33, 113 **H3** 08:36, 114 **H4** 08:39,
209 **SF1** 09:30, 210 **SF2** 09:33, 211 **SF3** 09:36, 231 **FB** 11:30,
232 **FA** 11:35








0112 **K1 Men U23** H2 500 m Saturday **08:33**

1.	7	Holka Tomáš (23)		SVK	1:47,800	
2.	4	Donhauser Donat (21)		SUI	1:48,980	+1,180
3.	2	Faletič Tit (23)		SLO	1:50,060	+2,260
4.	9	Ayakli Emircan (19)		TUR	1:50,480	+2,680
5.	3	Ruzicska Péter (20)		HUN	1:51,940	+4,140
6.	6	Magradze Tengiz (20)		GEO	1:56,320	+8,520
7.	5	Konstantinidis Christoforos (19)		CYP	1:58,800	+11,000
-	8	Današ Matej (20)		SVK	DNS	neštartoval

1.-6. + 3 B.T. -> SF

111 **H1** 08:30, 112 **H2** 08:33, 113 **H3** 08:36, 114 **H4** 08:39,
209 **SF1** 09:30, 210 **SF2** 09:33, 211 **SF3** 09:36, 231 **FB** 11:30,
232 **FA** 11:35





0113 **K1 Men U23** H3 500 m Saturday **08:36**

1.	3	Kovács Gergő (23)		HUN	1:47,900	
2.	2	Rybanský Daniel (20)		SVK	1:49,160	+1,260
3.	5	Zrutta Michal (19)		SVK	1:49,240	+1,340
4.	7	Podhradský Viktor Samuel (20)		SVK	1:50,980	+3,080
5.	9	Diethelm Silvan (19)		SUI	1:51,540	+3,640
6.	4	Golan Yahav (22)		ISR	1:52,460	+4,560
7.	6	Christodoulou Christos (19)		CYP	1:55,340	+7,440

1.-6. + 3 B.T. -> SF






111 **H1** 08:30, 112 **H2** 08:33, 113 **H3** 08:36, 114 **H4** 08:39,
209 **SF1** 09:30, 210 **SF2** 09:33, 211 **SF3** 09:36, 231 **FB** 11:30,
232 **FA** 11:35






0114 **K1 Men U23** H4 500 m Saturday **08:39**








1.	9	Podleiszek Filip (19)		SVK	1:47,640	
2.	4	Ujvári Marko (22)		SVK	1:48,000	+0,360
3.	6	Kleanthous Stefan (23)		CYP	1:48,760	+1,120
4.	7	Stojanović Jakob (20)		SLO	1:51,120	+3,480
5.	2	Ádám Kiss (21)		HUN	1:51,560	+3,920
6.	5	Kobyda Ondrej (19)		SVK	1:52,720	+5,080
7.	8	Kahn Doron (21)		ISR	1:55,020	+7,380
8.	3	Plhoň Jan (19)		CZE	1:57,240	+9,600









1.-6. + 3 B.T. -> SF

111 **H1** 08:30, 112 **H2** 08:33, 113 **H3** 08:36, 114 **H4** 08:39,
209 **SF1** 09:30, 210 **SF2** 09:33, 211 **SF3** 09:36, 231 **FB** 11:30,
232 **FA** 11:35








0115	K1 Women U23		H1	500 m	Saturday	08:42
1.	3	Čulenová Dagmar (21)	 SVK	2:03,500		
2.	7	Reichová Michaela (23)	 CZE	2:05,660	+2,160	
3.	8	Bergendi Sofia (19)	SVB	2:07,260	+3,760	
4.	4	Hözl Lena (20)	 AUT	2:08,720	+5,220	
5.	5	Málková Nikola (19)	 CZE	2:14,160	+10,660	
6.	6	Konstantinidou Kyriaki (23)	 CYP	2:28,460	+24,960	
1.-3. + 3 B.T. -> F				115 H1 08:42, 116 H2 08:45, 224 F 10:45		

0116	K1 Women U23		H2	500 m	Saturday	08:45
1.	4	Zemánková Hana (20)	 SVK	2:06,240		
2.	6	Hermély Gabriela (22)	 CZE	2:07,280	+1,040	
3.	3	Málková Karolína (19)	 CZE	2:07,780	+1,540	
4.	5	Hepp Cornelia (21)	 AUT	2:07,920	+1,680	
5.	7	Meizeles Mia (21)	 ISR	2:13,340	+7,100	
1.-3. + 3 B.T. -> F				115 H1 08:42, 116 H2 08:45, 224 F 10:45		

0117	K1 Junior Men		H1	500 m	Saturday	08:48
1.	9	Odishelidze Nika (18)	 GEO	1:50,940		
2.	4	Prchlík Ondřej (18)	 CZE	1:51,240	+0,300	
3.	7	Schmitter Aaron (17)	 SUI	1:51,360	+0,420	
4.	6	Mühlnickel Julius (17)	GEC	1:52,660	+1,720	
5.	2	Hruška Šimon (17)	 CZE	1:53,440	+2,500	
6.	5	Konieczny Kacper (18)	 POL	1:53,640	+2,700	
7.	8	Gnigler Maximilian (18)	 AUT	1:54,820	+3,880	
8.	3	Manfreda Gašper (17)	 SLO	2:04,180	+13,240	
1.-5. + 2 B.T. -> SF				117 H1 08:48, 118 H2 08:51, 119 H3 08:54, 120 H4 08:57, 121 H5 09:00, 199 SF1 09:00, 200 SF2 09:03, 201 SF3 09:06, 226 FB 11:05, 228 FA 11:15		

0118	K1 Junior Men		H2	500 m	Saturday	08:51
1.	2	Quiel Phillipp (18)	 GER	1:52,340		
2.	3	Hirsch Ondřej (18)	 CZE	1:53,380	+1,040	
3.	5	Bábik Martin (17)	 SVK	1:53,840	+1,500	
4.	1	Schewe Paavo (17)	GEC	1:54,480	+2,140	
5.	8	Čermák Ondřej (17)	 CZE	1:55,940	+3,600	
6.	9	Baydemir Ergün Vatan (17)	 TUR	1:56,620	+4,280	
7.	4	Cerne Vid (17)	 SLO	2:00,160	+7,820	
8.	6	Arsenić Filip (18)	 CRO	2:00,540	+8,200	
9.	7	Rüegg Marc (17)	 SUI	2:04,040	+11,700	
1.-5. + 2 B.T. -> SF				117 H1 08:48, 118 H2 08:51, 119 H3 08:54, 120 H4 08:57, 121 H5 09:00, 199 SF1 09:00, 200 SF2 09:03, 201 SF3 09:06, 226 FB 11:05, 228 FA 11:15		

0119 **K1 Junior Men** H3 500 m Saturday **08:54**

1.	3	Doktorík Dominik (18)		SVK	1:52,260	
2.	9	Korošec Andrej (18)		SLO	1:54,720	+2,460
3.	1	Şahin Szevered Sevenser (18)		TUR	1:54,920	+2,660
4.	2	Trojanowski Mateusz (18)		POL	1:55,660	+3,400
5.	4	Tejnora Štěpán (18)		CZE	1:56,160	+3,900
5.	6	Krones Franz (18)		GEC	1:56,160	+3,900
7.	7	Domeisen Lucian (17)		SUI	2:05,860	+13,600
8.	5	Angeli Xenofon (17)		CYP	2:09,060	+16,800
-	8	Ebel Elias (17)		GEC	DSQ	váha

1.-5. + 2 B.T. -> SF

117 **H1** 08:48, 118 **H2** 08:51, 119 **H3** 08:54, 120 **H4** 08:57,
121 **H5** 09:00, 199 **SF1** 09:00, 200 **SF2** 09:03, 201 **SF3** 09:06,
226 **FB** 11:05, 228 **FA** 11:15





0120 **K1 Junior Men** H4 500 m Saturday **08:57**

1.	8	Jastrząb Kacper (18)		POL	1:52,340	
2.	6	Szabó Maximilián (17)		SVK	1:53,460	+1,120
3.	2	Souček Lukáš (18)		CZE	1:54,060	+1,720
4.	7	Kragelj Jure (17)		SLO	1:54,720	+2,380
5.	3	Walla Richard (18)		GEC	1:54,880	+2,540
6.	5	Freitag Moritz (18)		GEC	1:57,640	+5,300
7.	4	Nykl Michal (18)		CZE	1:58,340	+6,000
8.	9	Muff Matthias (17)		SUI	1:58,760	+6,420

1.-5. + 2 B.T. -> SF

117 **H1** 08:48, 118 **H2** 08:51, 119 **H3** 08:54, 120 **H4** 08:57,
121 **H5** 09:00, 199 **SF1** 09:00, 200 **SF2** 09:03, 201 **SF3** 09:06,
226 **FB** 11:05, 228 **FA** 11:15

0121 **K1 Junior Men** H5 500 m Saturday **09:00**

1.	9	Lauper Luca (18)		SUI	1:52,000	
2.	8	Iliáš Jakub (18)		SVK	1:53,580	+1,580
3.	7	Šimek Albert (18)		CZE	1:56,240	+4,240
4.	6	Kaszuba Kacper (18)		POL	1:56,560	+4,560
5.	4	Kurťák Šimon (18)		CZE	1:57,260	+5,260
6.	3	Leban Parada Santiago (18)		SLO	1:58,620	+6,620
7.	2	Junker Roman (17)		GEC	2:03,320	+11,320
8.	5	Wolf Leonard (17)		GEC	2:09,480	+17,480

1.-5. + 2 B.T. -> SF

117 **H1** 08:48, 118 **H2** 08:51, 119 **H3** 08:54, 120 **H4** 08:57,
121 **H5** 09:00, 199 **SF1** 09:00, 200 **SF2** 09:03, 201 **SF3** 09:06,
226 **FB** 11:05, 228 **FA** 11:15

0122 **C1 Junior Men** H1 500 m Saturday **09:03**

1.	6	Derrey Tom (18)		FRA	2:01,800	
2.	7	Aydin Resül (18)		TUR	2:02,600	+0,800
3.	4	Bange Florin (18)		GER	2:03,940	+2,140
4.	2	Nathan Jeannest (18)		FRA	2:04,560	+2,760

5.	5	Rossi Scipio (17)		GEC	2:14,800	+13,000
6.	9	Koffler Lasse (17)		GEC	2:14,960	+13,160
7.	3	Neradil Ondřej (17)		CZE	2:20,200	+18,400
-	8	Krovina Adam (17)		SVB	DSQ	váha

1.-3. -> F, 4.-7. + 1 B.T. -> SF 122 **H1** 09:03, 123 **H2** 09:06, 212 **SF** 09:39, 229 **F** 11:20

0123	C1 Junior Men			H2	500 m	Saturday	09:06
1.	7	Ružič Patrik (18)		SVK	2:04,960		
2.	9	Varallyai Vince (18)		GER	2:05,960	+1,000	
3.	4	Findeisen Daniel (18)		GEC	2:10,000	+5,040	
4.	5	Wetzel Paul (17)		GEC	2:11,420	+6,460	
5.	2	Houel Jules (18)		FRA	2:12,540	+7,580	
6.	6	Quick Richard (17)		GEC	2:14,360	+9,400	
7.	3	Novák Jan (17)		CZE	2:21,100	+16,140	
8.	8	Fazekas Imre (18)		SVB	2:27,600	+22,640	





1.-3. -> F, 4.-7. + 1 B.T. -> SF 122 **H1** 09:03, 123 **H2** 09:06, 212 **SF** 09:39, 229 **F** 11:20

0124	K1 Junior Women			H1	500 m	Saturday	09:09
1.	3	Heuser Caro (17)		GER	2:02,200		
2.	7	Sovová Barbora (18)		CZE	2:10,800	+8,600	
3.	5	Gaál Liliána (18)		SVK	2:13,100	+10,900	
4.	9	Felban Lina (18)		GEC	2:13,640	+11,440	
5.	2	Gosciniak Zuzanna (18)		POL	2:15,020	+12,820	
6.	6	Schenk Emily (17)		AUT	2:15,280	+13,080	
7.	8	Bostanci Evrim (17)		TUR	2:16,960	+14,760	
8.	4	Leonhardt Nele (17)		GEC	2:26,940	+24,740	

1. -> FA, 2.-7. -> SF 124 **H1** 09:09, 125 **H2** 09:12, 126 **H3** 09:15, 213 **SF1** 09:42, 214 **SF2** 09:45, 227 **FB** 11:10, 230 **FA** 11:25





0125	K1 Junior Women			H2	500 m	Saturday	09:12
1.	5	Hermanussen Finja (17)		GER	2:04,240		
2.	6	Gavorová Hana (18)		SVK	2:07,500	+3,260	
3.	7	Pausch Lene (17)		GEC	2:10,800	+6,560	
4.	9	Unruh Maxi (17)		GEC	2:13,040	+8,800	
5.	8	Hänni Dina (18)		SUI	2:13,640	+9,400	
6.	4	Humhalová Lucie (17)		CZE	2:14,820	+10,580	
7.	2	Şimşek Hilal (17)		TUR	2:16,440	+12,200	
8.	3	Balcarová Nikola (17)		CZE	2:17,520	+13,280	

1. -> FA, 2.-7. -> SF 124 **H1** 09:09, 125 **H2** 09:12, 126 **H3** 09:15, 213 **SF1** 09:42, 214 **SF2** 09:45, 227 **FB** 11:10, 230 **FA** 11:25

0126	K1 Junior Women		H3	500 m	Saturday	09:15
1.	9	Jaskolska Martyna (18)	 POL	2:05,920		
2.	7	Hvojniková Nikola (17)	 SVK	2:12,140	+6,220	
3.	6	Kaya Simge (18)	 TUR	2:12,240	+6,320	
4.	4	Szeliga Aleksandra (17)	 POL	2:12,460	+6,540	
5.	3	Zendt Amy (17)	GEC	2:14,320	+8,400	
6.	8	Vaculíková Vendula (17)	 CZE	2:18,580	+12,660	
7.	2	Gußer Zoe (17)	GEC	2:19,520	+13,600	
8.	5	Mootz Annabelle (17)	GEC	2:25,260	+19,340	





1. -> FA, 2.-7. -> SF

124 **H1** 09:09, 125 **H2** 09:12, 126 **H3** 09:15, 213 **SF1** 09:42,
214 **SF2** 09:45, 227 **FB** 11:10, 230 **FA** 11:25

0127	C1 Junior Women		H1	500 m	Saturday	09:24
1.	7	Nicot Chloé (17)	 FRA	2:24,040		
2.	6	Őri Laura (18)	 SVK	2:29,300	+5,260	
3.	5	Palashavets Sofya (17)	 CZE	2:36,340	+12,300	
4.	3	Scotte Anaëlle (18)	 FRA	2:38,340	+14,300	
5.	4	Borchardt Isabell (17)	GEC	2:42,060	+18,020	





1.-3. + 3 B.T. -> F

127 **H1** 09:24, 128 **H2** 09:27, 233 **F** 11:40

0128	C1 Junior Women		H2	500 m	Saturday	09:27
1.	6	Pflugmacher Lisa (18)	 GER	2:32,560		
2.	7	Lämmel Luise (17)	GEC	2:36,120	+3,560	
3.	5	Lopez Amalia (17)	 FRA	2:37,880	+5,320	
4.	4	Studničková Klára (18)	 CZE	2:38,700	+6,140	
5.	3	Bónová Zoé (17)	 SVK	2:39,160	+6,600	






1.-3. + 3 B.T. -> F

127 **H1** 09:24, 128 **H2** 09:27, 233 **F** 11:40

0129	K1 Boys		H1	500 m	Saturday	09:30
1.	8	Kubalski Mateusz (16)	 POL	1:54,280		
2.	6	Briese Monty Leo (16)	GEC	1:55,620	+1,340	
3.	5	Neumann Jonas (15)	GEC	1:55,880	+1,600	
4.	9	Klima Michal (16)	SVB	1:59,500	+5,220	
5.	2	Zherebylo Timofii (15)	 UKR	2:01,200	+6,920	
6.	7	Exler Štěpán (16)	 CZE	2:01,220	+6,940	
7.	3	Lopata Matej (15)	 SVK	2:05,880	+11,600	
8.	4	Zunk Clemens (15)	GEC	2:12,660	+18,380	






1.-5. + 1 B.T. -> SF

129 **H1** 09:30, 130 **H2** 09:33, 131 **H3** 09:36, 132 **H4** 09:39,
133 **H5** 09:42, 134 **H6** 09:45, 135 **H7** 09:48, 202 **SF1** 09:09,
203 **SF2** 09:12, 204 **SF3** 09:15, 205 **SF4** 09:18, 234 **FB** 11:50,
236 **FA** 12:00

0130	K1 Boys		H2	500 m	Saturday	09:33
1.	6	Genrich Matwej (15)	GEC		1:57,340	
2.	9	Nedotopa Davyd (16)	GEC		1:57,420	+0,080
3.	2	Lukáč Teo Peter (16)	 SVK		1:59,080	+1,740
4.	8	Arnold Richardt (15)	GEC		1:59,320	+1,980
5.	7	Tcheishvili Nikoloz (16)	 GEO		1:59,760	+2,420
6.	3	Faltus Tomáš (15)	 CZE		2:03,600	+6,260
7.	4	Palijan Filip (15)	 SLO		2:07,240	+9,900
8.	5	Ustimenko Artem (15)	 UKR		2:07,560	+10,220





1.-5. + 1 B.T. -> SF

129 **H1** 09:30, 130 **H2** 09:33, 131 **H3** 09:36, 132 **H4** 09:39,
133 **H5** 09:42, 134 **H6** 09:45, 135 **H7** 09:48, 202 **SF1** 09:09,
203 **SF2** 09:12, 204 **SF3** 09:15, 205 **SF4** 09:18, 234 **FB** 11:50,
236 **FA** 12:00

0131	K1 Boys		H3	500 m	Saturday	09:36
1.	9	Gessert Timo (15)	GEC		1:54,880	
2.	7	May Christopher (16)	GEC		1:55,900	+1,020
3.	4	Piatkovskiy Maksim (16)	 UKR		1:56,620	+1,740
4.	2	Gavlíder Alex (15)	 SVK		1:57,440	+2,560
5.	8	Lovíšek Adam (16)	 CZE		1:57,680	+2,800
6.	5	Tezelashvili Sandro (16)	 GEO		1:59,340	+4,460
7.	3	Ivancic Tilen (15)	 SLO		2:07,380	+12,500
8.	6	Degner Julius (15)	GEC		2:09,620	+14,740


1.-5. + 1 B.T. -> SF

129 **H1** 09:30, 130 **H2** 09:33, 131 **H3** 09:36, 132 **H4** 09:39,
133 **H5** 09:42, 134 **H6** 09:45, 135 **H7** 09:48, 202 **SF1** 09:09,
203 **SF2** 09:12, 204 **SF3** 09:15, 205 **SF4** 09:18, 234 **FB** 11:50,
236 **FA** 12:00

0132	K1 Boys		H4	500 m	Saturday	09:39
1.	8	Karahan Rahmi Kaan (15)	 TUR		1:52,780	
2.	2	Nykl Marek (16)	 CZE		1:56,400	+3,620
3.	6	Grüneich Norwin (15)	GEC		1:56,700	+3,920
4.	3	Tichý Matyáš (16)	 CZE		1:57,140	+4,360
5.	5	Witzleb Theo (16)	GEC		1:59,940	+7,160
6.	4	Kocúr Tomáš (14)	 SVK		2:03,420	+10,640
7.	7	Diederich Theo (15)	GEC		2:12,280	+19,500

1.-5. + 1 B.T. -> SF

129 **H1** 09:30, 130 **H2** 09:33, 131 **H3** 09:36, 132 **H4** 09:39,
133 **H5** 09:42, 134 **H6** 09:45, 135 **H7** 09:48, 202 **SF1** 09:09,
203 **SF2** 09:12, 204 **SF3** 09:15, 205 **SF4** 09:18, 234 **FB** 11:50,
236 **FA** 12:00

0133	K1 Boys		H5	500 m	Saturday	09:42
1.	6	Janeček Patrik (16)	 CZE		1:57,240	
2.	9	Methner Tim Ole (16)	GEC		1:57,620	+0,380
3.	7	Csemez Viktor (15)	SVB		2:02,140	+4,900
4.	5	Voigt Ben-Luca (16)	GEC		2:02,700	+5,460

5.	3	Hoeckberg Tim (16)		GEC	2:02,940	+5,700
6.	8	Gasperin Gregor (15)		SLO	2:04,720	+7,480
7.	4	Iasonos Andreas (15)		CYP	2:18,600	+21,360

1.-5. + 1 B.T. -> SF

129 **H1** 09:30, 130 **H2** 09:33, 131 **H3** 09:36, 132 **H4** 09:39,
133 **H5** 09:42, 134 **H6** 09:45, 135 **H7** 09:48, 202 **SF1** 09:09,
203 **SF2** 09:12, 204 **SF3** 09:15, 205 **SF4** 09:18, 234 **FB** 11:50,
236 **FA** 12:00





0134 **K1 Boys** H6 500 m Saturday **09:45**

1.	5	Holjevac Fran (16)		CRO	1:55,620	
2.	8	Řezníček Šimon (15)		CZE	1:57,080	+1,460
3.	4	Đurčo Oskar (16)		SVK	1:57,200	+1,580
4.	6	Steuernagel Arthur (16)		GEC	2:00,120	+4,500
5.	3	Paquo Tobias (16)		GEC	2:00,340	+4,720
6.	7	Šust Sebastián (16)		SVB	2:02,320	+6,700
7.	9	Milas Philipp (15)		GEC	2:08,820	+13,200
8.	2	Cusin Anej (15)		SLO	2:11,360	+15,740

1.-5. + 1 B.T. -> SF

129 **H1** 09:30, 130 **H2** 09:33, 131 **H3** 09:36, 132 **H4** 09:39,
133 **H5** 09:42, 134 **H6** 09:45, 135 **H7** 09:48, 202 **SF1** 09:09,
203 **SF2** 09:12, 204 **SF3** 09:15, 205 **SF4** 09:18, 234 **FB** 11:50,
236 **FA** 12:00

0135 **K1 Boys** H7 500 m Saturday **09:48**

1.	6	Szymczak Piotr (16)		POL	1:55,440	
2.	7	Valenta Štěpán (16)		CZE	1:57,200	+1,760
3.	8	Apfel Martin (16)		SVK	2:01,520	+6,080
4.	2	Schüler Finley (15)		GEC	2:02,060	+6,620
5.	4	Soffa Marc (15)		GEC	2:03,640	+8,200
6.	5	Gulyás Daniel (16)		SVB	2:04,320	+8,880
7.	3	Wulff Maarten (15)		GEC	2:05,540	+10,100
8.	9	Hartmann Till (16)		CYP	2:14,640	+19,200

1.-5. + 1 B.T. -> SF

129 **H1** 09:30, 130 **H2** 09:33, 131 **H3** 09:36, 132 **H4** 09:39,
133 **H5** 09:42, 134 **H6** 09:45, 135 **H7** 09:48, 202 **SF1** 09:09,
203 **SF2** 09:12, 204 **SF3** 09:15, 205 **SF4** 09:18, 234 **FB** 11:50,
236 **FA** 12:00

0136 **C1 Boys** H1 500 m Saturday **09:51**

1.	8	Příkopa Vít (16)		CZE	2:10,100	
2.	4	Shchurov Kyrilo (16)		UKR	2:11,140	+1,040
3.	5	Voigt Noam (16)		GEC	2:12,100	+2,000
4.	2	Struk Dominik (16)		SVK	2:22,380	+12,280
5.	9	Šunjić Petar (15)		CRO	2:22,400	+12,300
6.	7	Grunewald Gerwin (15)		GEC	2:23,460	+13,360
7.	3	Ott Magnus (16)		GEC	2:24,080	+13,980
8.	6	Oravec Alex (15)		SVK	2:34,020	+23,920

1.-3. -> F, 4.-7. + 1 B.T. -> SF

136 **H1** 09:51, 137 **H2** 09:54, 215 **SF** 09:48, 237 **F** 12:05






0137 **C1 Boys** H2 500 m Saturday **09:54**

1.	6	Hirsch Robin (16)	 CZE	2:14,100	
2.	3	Kalaber Artur (16)	 SVK	2:15,160	+1,060
3.	7	Scheler Fabio (15)	GEC	2:15,320	+1,220
4.	4	Ekaladze Giorgi (16)	 GEO	2:16,520	+2,420
5.	8	Žalkovský Adam (16)	 CZE	2:19,960	+5,860
6.	5	Beige Jeremy (15)	GEC	2:31,780	+17,680

1.-3. -> F, 4.-7. + 1 B.T. -> SF

136 **H1** 09:51, 137 **H2** 09:54, 215 **SF** 09:48, 237 **F** 12:05



0138 **K1 Girls** H1 500 m Saturday **09:57**

1.	6	Minarovičová Ema (16)	 SVK	2:11,600	
2.	9	Karvan İşilsu (16)	 TUR	2:12,260	+0,660
3.	8	Schuck Ivana (16)	GEC	2:13,380	+1,780
4.	5	Orphal Tara (16)	GEC	2:14,260	+2,660
5.	2	Činovcová Lucie (16)	 CZE	2:14,280	+2,680
6.	3	Marlow Lucy (16)	GEC	2:14,960	+3,360
7.	7	Jakulin Zala (15)	 SLO	2:21,800	+10,200
8.	4	Leonidou Marina (16)	 CYP	2:25,820	+14,220

1.-6. + 3 B.T. -> SF

138 **H1** 09:57, 139 **H2** 10:00, 140 **H3** 10:03, 141 **H4** 10:06,
206 **SF1** 09:21, 207 **SF2** 09:24, 208 **SF3** 09:27, 235 **FB** 11:55,
238 **FA** 12:10


0139 **K1 Girls** H2 500 m Saturday **10:00**

1.	7	Buhr Anni (15)	GEC	2:14,060	
2.	9	Dreager Fenja (16)	GEC	2:16,120	+2,060
3.	3	Hanáková Lara (15)	 SVK	2:18,180	+4,120
4.	6	Purath Marianne (15)	GEC	2:19,840	+5,780
5.	2	Bílková Michaela (15)	 CZE	2:20,940	+6,880
6.	4	Dočolomanská Ella (16)	SVB	2:21,120	+7,060
7.	8	Vučković Barbara (15)	 CRO	2:21,280	+7,220
8.	5	Bedrnjak Hana (16)	 SLO	2:23,340	+9,280

1.-6. + 3 B.T. -> SF

138 **H1** 09:57, 139 **H2** 10:00, 140 **H3** 10:03, 141 **H4** 10:06,
206 **SF1** 09:21, 207 **SF2** 09:24, 208 **SF3** 09:27, 235 **FB** 11:55,
238 **FA** 12:10

0140 **K1 Girls** H3 500 m Saturday **10:03**

1.	3	Piasecka Julia (15)	 POL	2:12,980	
2.	6	Schilling Lin (16)	GEC	2:13,100	+0,120
3.	4	Zendulková Klára (16)	 CZE	2:17,260	+4,280
4.	8	Neumann Lou (15)	GEC	2:19,720	+6,740
5.	7	Menyhártová Kristína (15)	 SVK	2:20,860	+7,880
6.	2	Tonscheidt Greta (15)	GEC	2:20,960	+7,980
7.	5	Plesnicar Eva (15)	 SLO	2:21,300	+8,320




1.-6. + 3 B.T. -> SF

138 **H1** 09:57, 139 **H2** 10:00, 140 **H3** 10:03, 141 **H4** 10:06,
206 **SF1** 09:21, 207 **SF2** 09:24, 208 **SF3** 09:27, 235 **FB** 11:55,

0141	K1 Girls		H4	500 m	Saturday	10:06
1.	6	Csomová Laura (15)	 CZE	2:13,940		
2.	2	Kühn Lara (15)	GEC	2:18,700	+4,760	
3.	5	Höffler Paulina (15)	GEC	2:19,160	+5,220	
4.	4	Hüfner Marieke (16)	GEC	2:19,720	+5,780	
5.	8	Pogacnik Elenore (15)	 SLO	2:24,040	+10,100	
6.	7	Austinat Karla (15)	GEC	2:24,140	+10,200	
7.	3	Kováčiková Chiara Sofia (16)	 SVK	2:31,100	+17,160	



1.-6. + 3 B.T. -> SF

138 **H1** 09:57, 139 **H2** 10:00, 140 **H3** 10:03, 141 **H4** 10:06,
206 **SF1** 09:21, 207 **SF2** 09:24, 208 **SF3** 09:27, 235 **FB** 11:55,
238 **FA** 12:10

0142	C1 Girls		H1	500 m	Saturday	10:09
1.	8	Jiskrová Tereza (16)	 CZE	2:35,360		
2.	3	Petriashvili Manana (16)	 GEO	2:36,020	+0,660	
3.	6	Stehlík Vivien (15)	 SVK	2:36,060	+0,700	
4.	7	Hoffmann Florentina (15)	GEC	2:36,380	+1,020	
5.	5	Kratz Finja (15)	GEC	2:37,620	+2,260	
6.	4	Marder Lia (15)	GEC	2:45,420	+10,060	








1.-3. + 3 B.T. -> F

142 **H1** 10:09, 143 **H2** 10:12, 239 **F** 12:15

0143	C1 Girls		H2	500 m	Saturday	10:12
1.	3	Lemke Stine (15)	GEC	2:34,940		
2.	5	Strobel Lykka (15)	GEC	2:37,300	+2,360	
3.	6	Werthaimerová Ema (15)	 CZE	2:38,520	+3,580	
4.	7	Lemke Lorena (16)	GEC	2:43,340	+8,400	
5.	4	Szencziová Natália (16)	 SVK	2:52,740	+17,800	

1.-3. + 3 B.T. -> F







142 **H1** 10:09, 143 **H2** 10:12, 239 **F** 12:15

0144	K1 Men U23		SF1	200 m	Saturday	10:27
1.	5	Pikon Anže (20)	 SLO	39,320		
2.	2	Podhradský Viktor Samuel (20)	 SVK	40,560	+1,240	
3.	7	Plhoň Jan (19)	 CZE	40,580	+1,260	
4.	6	Golan Yahav (22)	 ISR	41,080	+1,760	
5.	4	Stojanović Jakob (20)	 SLO	41,120	+1,800	
6.	3	Magradze Tengiz (20)	 GEO	42,260	+2,940	
7.	1	Tatunashvili Levani (23)	 GEO	42,640	+3,320	
8.	8	Carrington Corwin (20)	SVB	45,860	+6,540	

1.-3. -> FA, 4.-7. + 1 B.T. -> FB

20 **H1** 09:57, 21 **H2** 10:00, 22 **H3** 10:03, 144 **SF1** 10:27,
145 **SF2** 10:30, 157 **FB** 11:16, 158 **FA** 11:20





0145 **K1 Men U23** SF2 200 m Saturday **10:30**

1.	6	Kleanthous Stefan (23)		CYP	38,840	
2.	3	Christodoulou Christos (19)		CYP	39,680	+0,840
3.	7	Muff Raphael (19)		SUI	39,920	+1,080
4.	5	Lászlófalvi Dominik (23)		HUN	40,020	+1,180
5.	2	Konstantinidis Christoforos (19)		CYP	43,240	+4,400
6.	4	Diethelm Silvan (19)		SUI	45,580	+6,740

1.-3. -> FA, 4.-7. + 1 B.T. -> FB

20 **H1** 09:57, 21 **H2** 10:00, 22 **H3** 10:03, 144 **SF1** 10:27,
145 **SF2** 10:30, 157 **FB** 11:16, 158 **FA** 11:20



0146 **K1 Junior Men** SF1 200 m Saturday **10:33**

1.	5	Jastrząb Kacper (18)		POL	39,940	
2.	4	Şahin Szevered Sevenser (18)		TUR	40,000	+0,060
3.	3	Korošec Andrej (18)		SLO	40,020	+0,080
4.	2	Souček Lukáš (18)		CZE	40,260	+0,320
5.	6	Slowinski Pawel (18)		POL	40,380	+0,440
6.	8	Prchlík Ondřej (18)		CZE	40,420	+0,480
7.	7	Sarar Ali Kemal (17)		TUR	41,700	+1,760
8.	9	Šimek Albert (18)		CZE	43,160	+3,220
9.	1	Sirotin Daniel (18)		CYP	45,100	+5,160

1.-3. -> FA, 4.-6. -> FB

1 **H1** 09:00, 2 **H2** 09:03, 3 **H3** 09:06, 4 **H4** 09:09,
5 **H5** 09:12, 146 **SF1** 10:33, 147 **SF2** 10:36, 148 **SF3** 10:39,
162 **FB** 11:48, 164 **FA** 11:56

0147 **K1 Junior Men** SF2 200 m Saturday **10:36**

1.	4	Usta Taha Erkam (17)		TUR	39,340	
2.	5	Geisen Julius (17)		GER	39,420	+0,080
3.	7	Lepi Máté (17)		SVK	39,500	+0,160
4.	6	Hirsch Ondřej (18)		CZE	39,680	+0,340
5.	3	Walla Richard (18)		GEC	40,180	+0,840
6.	8	Iliáš Jakub (18)		SVK	40,520	+1,180
7.	9	Arsenić Filip (18)		CRO	41,140	+1,800
8.	2	Fazekas Adrián (17)		SVB	42,780	+3,440
-	1	Múka Jozef (17)		SVB	DSQ	váha

1.-3. -> FA, 4.-6. -> FB

1 **H1** 09:00, 2 **H2** 09:03, 3 **H3** 09:06, 4 **H4** 09:09,
5 **H5** 09:12, 146 **SF1** 10:33, 147 **SF2** 10:36, 148 **SF3** 10:39,
162 **FB** 11:48, 164 **FA** 11:56

0148 **K1 Junior Men** SF3 200 m Saturday **10:39**










1.	4	Lauper Luca (18)		SUI	39,420	
2.	3	Wyss Fynn (18)		SUI	40,480	+1,060
3.	7	Odishelidze Nika (18)		GEO	40,620	+1,200
4.	5	Nykl Michal (18)		CZE	40,980	+1,560
5.	2	Schmitter Aaron (17)		SUI	41,080	+1,660
6.	6	Hruška Šimon (17)		CZE	41,340	+1,920

7.	8	Mühlnickel Julius (17)		GEC	41,760	+2,340
8.	9	Karasenti Maor (17)		ISR	42,540	+3,120
9.	1	Freitag Moritz (18)		GEC	45,240	+5,820

1.-3. -> FA, 4.-6. -> FB

1 **H1** 09:00, 2 **H2** 09:03, 3 **H3** 09:06, 4 **H4** 09:09,
5 **H5** 09:12, 146 **SF1** 10:33, 147 **SF2** 10:36, 148 **SF3** 10:39,
162 **FB** 11:48, 164 **FA** 11:56






0149 **K1 Junior Women** SF1 200 m Saturday **10:42**

1.	3	Czaniková Tereza (17)		SVK	47,860	
2.	6	Hvojniková Nikola (17)		SVK	48,440	+0,580
3.	4	Humhalová Lucie (17)		CZE	49,040	+1,180
4.	8	Yilmazer Zilan (18)		TUR	49,120	+1,260
5.	5	Kaya Simge (18)		TUR	49,240	+1,380
6.	1	Schenk Emily (17)		AUT	49,380	+1,520
7.	7	Hanoglu Irem (17)		TUR	49,940	+2,080
8.	2	Hänni Dina (18)		SUI	49,960	+2,100
9.	9	Bostanci Evrim (17)		TUR	50,660	+2,800

1.-3. -> FA, 4.-7. + 1 B.T. -> FB

17 **H1** 09:48, 18 **H2** 09:51, 19 **H3** 09:54, 149 **SF1** 10:42,
150 **SF2** 10:45, 163 **FB** 11:52, 166 **FA** 12:04







0150 **K1 Junior Women** SF2 200 m Saturday **10:45**

1.	4	Wieclawska Zofia (17)		POL	46,960	
2.	5	Szeliga Aleksandra (17)		POL	48,220	+1,260
3.	6	Gaál Liliána (18)		SVK	48,960	+2,000
4.	3	Pausch Lene (17)		GEC	49,000	+2,040
5.	2	Unruh Maxi (17)		GEC	49,160	+2,200
6.	7	Vaculíková Vendula (17)		CZE	49,280	+2,320
7.	8	Balcarová Nikola (17)		CZE	50,000	+3,040
8.	9	Leonhardt Nele (17)		GEC	51,640	+4,680
9.	1	Gušer Zoe (17)		GEC	53,740	+6,780

1.-3. -> FA, 4.-7. + 1 B.T. -> FB

17 **H1** 09:48, 18 **H2** 09:51, 19 **H3** 09:54, 149 **SF1** 10:42,
150 **SF2** 10:45, 163 **FB** 11:52, 166 **FA** 12:04






0151 **K1 Boys** SF1 200 m Saturday **10:48**

1.	4	Karahan Rahmi Kaan (15)		TUR	40,280	
2.	7	Nedotopa Davyd (16)		GEC	41,040	+0,760
3.	6	Holjevac Fran (16)		CRO	41,380	+1,100
4.	3	Tezelashvili Sandro (16)		GEO	42,680	+2,400
5.	5	Witzleb Theo (16)		GEC	42,960	+2,680
6.	2	Bartolčić Jakub (15)		SVK	43,220	+2,940
7.	8	Tcheishvili Nikoloz (16)		GEO	43,280	+3,000
8.	9	Lopata Matej (15)		SVK	44,560	+4,280
9.	1	Hangya Samuel (15)		SVB	44,580	+4,300

1.-3. -> FA, 4.-6. -> FB

6 **H1** 09:15, 7 **H2** 09:18, 8 **H3** 09:21, 9 **H4** 09:24,
10 **H5** 09:27, 151 **SF1** 10:48, 152 **SF2** 10:51, 153 **SF3** 10:54,
168 **FB** 12:24, 170 **FA** 12:32




0152 **K1 Boys** SF2 200 m Saturday **10:51**

1.	5	Sulak Muhammet Emin (16)	 TUR	40,460	
2.	6	Orlov Roman (15)	 EST	41,300	+0,840
3.	7	Vähesoo Joonas (16)	 EST	43,040	+2,580
4.	4	Zherebylo Timofii (15)	 UKR	43,180	+2,720
5.	8	Schüler Finley (15)	GEC	43,240	+2,780
6.	3	May Christopher (16)	GEC	43,540	+3,080
7.	2	Hoeckberg Tim (16)	GEC	43,660	+3,200
8.	9	Grüneich Norwin (15)	GEC	44,800	+4,340
9.	1	Faltus Tomáš (15)	 CZE	46,420	+5,960

1.-3. -> FA, 4.-6. -> FB

6 **H1** 09:15, 7 **H2** 09:18, 8 **H3** 09:21, 9 **H4** 09:24,
10 **H5** 09:27, 151 **SF1** 10:48, 152 **SF2** 10:51, 153 **SF3** 10:54,
168 **FB** 12:24, 170 **FA** 12:32

0153 **K1 Boys** SF3 200 m Saturday **10:54**

1.	5	Apfel Martin (16)	 SVK	41,240	
2.	4	Neumann Jonas (15)	GEC	41,760	+0,520
3.	6	Briese Monty Leo (16)	GEC	42,460	+1,220
4.	1	Steuernagel Arthur (16)	GEC	43,440	+2,200
5.	3	Arnold Richardt (15)	GEC	43,660	+2,420
6.	8	Paquo Tobias (16)	GEC	43,800	+2,560
7.	9	Exler Štěpán (16)	 CZE	45,580	+4,340
8.	2	Voigt Ben-Luca (16)	GEC	45,780	+4,540
-	7	Gavlíder Alex (15)	 SVK	DNF	prevrátil

1.-3. -> FA, 4.-6. -> FB

6 **H1** 09:15, 7 **H2** 09:18, 8 **H3** 09:21, 9 **H4** 09:24,
10 **H5** 09:27, 151 **SF1** 10:48, 152 **SF2** 10:51, 153 **SF3** 10:54,
168 **FB** 12:24, 170 **FA** 12:32

0154 **K1 Girls** SF1 200 m Saturday **10:57**

1.	4	Yildiz Özge Nas (16)	 TUR	49,080	
2.	6	Karvan Işilsu (16)	 TUR	49,200	+0,120
3.	5	Buhr Anni (15)	GEC	49,940	+0,860
4.	3	Borárosová Viktória (16)	SVB	50,160	+1,080
5.	7	Menyhártová Kristína (15)	 SVK	50,800	+1,720
6.	8	Gajdošíková Eliška (15)	 SVK	50,960	+1,880
7.	1	Pogacnik Elenore (15)	 SLO	53,280	+4,200
8.	9	Nenadović Lara (15)	 CRO	53,300	+4,220
9.	2	Kováčiková Chiara Sofia (16)	 SVK	57,320	+8,240

1.-3. -> FA, 4.-6. -> FB

11 **H1** 09:30, 12 **H2** 09:33, 13 **H3** 09:36, 14 **H4** 09:39,
154 **SF1** 10:57, 155 **SF2** 11:00, 156 **SF3** 11:03, 169 **FB** 12:28,
172 **FA** 12:40

0155 **K1 Girls** SF2 200 m Saturday **11:00**





1.	4	Schuck Ivana (16)	GEC	48,020	
2.	5	Loba Wiktoria (16)	 POL	48,100	+0,080

3.	2	Hanáková Lara (15)	 SVK	48,580	+0,560
4.	3	Orphal Tara (16)	GEC	49,880	+1,860
5.	6	Zendulková Klára (16)	 CZE	50,000	+1,980
6.	7	Neumann Lou (15)	GEC	51,180	+3,160
7.	8	Kühn Lara (15)	GEC	51,200	+3,180
8.	9	Bedrnjak Hana (16)	 SLO	52,080	+4,060
9.	1	Plšková Natália (15)	SVB	53,500	+5,480

1.-3. -> FA, 4.-6. -> FB

11 H1 09:30, 12 H2 09:33, 13 H3 09:36, 14 H4 09:39,
154 SF1 10:57, 155 SF2 11:00, 156 SF3 11:03, 169 FB 12:28,
172 FA 12:40








0156 **K1 Girls** SF3 200 m Saturday **11:03**

1.	5	Činovcová Lucie (16)	 CZE	49,140	
2.	4	Marlow Lucy (16)	GEC	50,000	+0,860
3.	6	Borucka Oliwia (15)	 POL	50,520	+1,380
4.	7	Dreager Fenja (16)	GEC	51,700	+2,560
5.	3	Bílková Michaela (15)	 CZE	51,860	+2,720
6.	2	Hüfner Marieke (16)	GEC	53,000	+3,860
7.	8	Plesnicar Eva (15)	 SLO	53,900	+4,760
8.	1	Tonscheidt Greta (15)	GEC	54,820	+5,680
9.	9	Vučković Barbara (15)	 CRO	55,820	+6,680

1.-3. -> FA, 4.-6. -> FB







11 H1 09:30, 12 H2 09:33, 13 H3 09:36, 14 H4 09:39,
154 SF1 10:57, 155 SF2 11:00, 156 SF3 11:03, 169 FB 12:28,
172 FA 12:40



0157 **K1 Men U23** FB 200 m Saturday **11:16**

1.	4	Lászlófalvi Dominik (23)	 HUN	39,980	
2.	5	Golan Yahav (22)	 ISR	41,460	+1,480
3.	3	Stojanović Jakob (20)	 SLO	41,980	+2,000
4.	2	Diethelm Silvan (19)	 SUI	42,100	+2,120
5.	1	Tatunashvili Levani (23)	 GEO	42,740	+2,760
6.	7	Magradze Tengiz (20)	 GEO	43,200	+3,220
7.	6	Konstantinidis Christoforos (19)	 CYP	43,940	+3,960
8.	9	Carrington Corwin (20)	SVB	47,620	+7,640

20 H1 09:57, 21 H2 10:00, 22 H3 10:03, 144 SF1 10:27,
145 SF2 10:30, 157 FB 11:16, 158 FA 11:20




0158 **K1 Men U23** FA 200 m Saturday **11:20**

1.	7	Kleanthous Stefan (23)	 CYP	38,460	
2.	3	Pikon Anže (20)	 SLO	38,640	+0,180
3.	5	Ayakli Emircan (19)	 TUR	38,780	+0,320
4.	4	Donhauser Donat (21)	 SUI	39,500	+1,040
5.	9	Muff Raphael (19)	 SUI	39,800	+1,340
6.	8	Podhradský Viktor Samuel (20)	 SVK	39,920	+1,460
7.	2	Christodoulou Christos (19)	 CYP	39,980	+1,520

8.	6	Kobyda Ondrej (19)	 SVK	40,000	+1,540
9.	1	Plhoň Jan (19)	 CZE	41,660	+3,200

20 **H1** 09:57, 21 **H2** 10:00, 22 **H3** 10:03, 144 **SF1** 10:27,
145 **SF2** 10:30, 157 **FB** 11:16, 158 **FA** 11:20

0159 **C1 Men U23** F 200 m Saturday **11:24**

1.	4	Gabedava Gia (22)	 GEO	44,140	
2.	6	Laroche Lucas (22)	 FRA	45,900	+1,760
3.	5	Psoťný Adam (19)	 SVK	46,540	+2,400







0160 **K1 Women U23** F 200 m Saturday **11:28**

1.	5	Čulenová Dagmar (21)	 SVK	45,080	
2.	6	Zemánková Hana (20)	 SVK	45,920	+0,840
3.	7	Hermély Gabriela (22)	 CZE	46,600	+1,520
4.	4	Reichová Michaela (23)	 CZE	46,760	+1,680
5.	3	Bergendi Sofia (19)	SVB	47,340	+2,260
6.	8	Hözl Lena (20)	 AUT	47,540	+2,460
7.	1	Málková Karolína (19)	 CZE	47,680	+2,600
8.	2	Málková Nikola (19)	 CZE	48,260	+3,180
9.	9	Nurova Polina (19)	 UKR	49,860	+4,780

15 **H1** 09:42, 16 **H2** 09:45, 160 **F** 11:28

0161 **C1 Women U23** F 200 m **Canceled!** **11:32**





0162 **K1 Junior Men** FB 200 m Saturday **11:48**

1.	2	Prchlík Ondřej (18)	 CZE	40,280	
2.	6	Hirsch Ondřej (18)	 CZE	40,800	+0,520
3.	1	Iliáš Jakub (18)	 SVK	40,960	+0,680
4.	5	Souček Lukáš (18)	 CZE	41,200	+0,920
5.	7	Slowinski Pawel (18)	 POL	41,400	+1,120
6.	3	Walla Richard (18)	GEC	41,420	+1,140
7.	8	Schmitter Aaron (17)	 SUI	41,500	+1,220
8.	4	Nykl Michal (18)	 CZE	41,600	+1,320
9.	9	Hruška Šimon (17)	 CZE	42,080	+1,800

1 **H1** 09:00, 2 **H2** 09:03, 3 **H3** 09:06, 4 **H4** 09:09,
5 **H5** 09:12, 146 **SF1** 10:33, 147 **SF2** 10:36, 148 **SF3** 10:39,
162 **FB** 11:48, 164 **FA** 11:56










0163 **K1 Junior Women** FB 200 m Saturday **11:52**

1.	4	Pausch Lene (17)	GEC	48,340	
2.	5	Yilmazer Zilan (18)	 TUR	48,420	+0,080
3.	6	Unruh Maxi (17)	GEC	48,680	+0,340
4.	9	Hänni Dina (18)	 SUI	48,880	+0,540
5.	7	Schenk Emily (17)	 AUT	49,000	+0,660

6.	3	Kaya Simge (18)		TUR	49,180	+0,840
7.	1	Hanoglu Irem (17)		TUR	49,320	+0,980
8.	8	Balcarová Nikola (17)		CZE	49,400	+1,060
9.	2	Vaculíková Vendula (17)		CZE	49,760	+1,420






17 **H1** 09:48, 18 **H2** 09:51, 19 **H3** 09:54, 149 **SF1** 10:42,
150 **SF2** 10:45, 163 **FB** 11:52, 166 **FA** 12:04

0164 **K1 Junior Men** FA 200 m Saturday **11:56**

1.	6	Lauper Luca (18)		SUI	38,960	
2.	1	Lepi Máté (17)		SVK	39,660	+0,700
3.	7	Geisen Julius (17)		GER	39,880	+0,920
4.	3	Şahin Szevered Sevenser (18)		TUR	39,920	+0,960
5.	4	Usta Taha Erkam (17)		TUR	39,980	+1,020
6.	8	Korošec Andrej (18)		SLO	40,020	+1,060
7.	5	Jastrząb Kacper (18)		POL	40,180	+1,220
8.	2	Wyss Fynn (18)		SUI	40,260	+1,300
9.	9	Odishelidze Nika (18)		GEO	40,820	+1,860










1 **H1** 09:00, 2 **H2** 09:03, 3 **H3** 09:06, 4 **H4** 09:09,
5 **H5** 09:12, 146 **SF1** 10:33, 147 **SF2** 10:36, 148 **SF3** 10:39,
162 **FB** 11:48, 164 **FA** 11:56

0165 **C1 Junior Men** F 200 m Saturday **12:00**

1.	5	Aydin Resül (18)		TUR	44,560	
2.	4	Ružič Patrik (18)		SVK	44,740	+0,180
3.	2	Varallyai Vince (18)		GER	46,200	+1,640
4.	6	Findeisen Daniel (18)		GEC	46,280	+1,720
5.	3	Stephan Justus (18)		GER	46,540	+1,980
6.	7	Wetzel Paul (17)		GEC	46,960	+2,400
7.	8	Rossi Scipio (17)		GEC	47,260	+2,700
8.	1	Neradil Ondřej (17)		CZE	47,660	+3,100
9.	9	Petschauer Pitt (18)		GEC	48,480	+3,920








23 **H1** 10:06, 24 **H2** 10:09, 165 **F** 12:00

0166 **K1 Junior Women** FA 200 m Saturday **12:04**

1.	5	Zimnoch Dominika (17)		POL	45,320	
2.	7	Wieclawska Zofia (17)		POL	45,720	+0,400
3.	4	Gavorová Hana (18)		SVK	46,140	+0,820
4.	6	Sovová Barbora (18)		CZE	47,160	+1,840
5.	8	Hvojníková Nikola (17)		SVK	48,460	+3,140
6.	3	Czaníková Tereza (17)		SVK	48,800	+3,480
7.	9	Gaál Liliána (18)		SVK	48,920	+3,600
8.	1	Humhalová Lucie (17)		CZE	48,960	+3,640
9.	2	Szeliga Aleksandra (17)		POL	49,020	+3,700

17 **H1** 09:48, 18 **H2** 09:51, 19 **H3** 09:54, 149 **SF1** 10:42,
150 **SF2** 10:45, 163 **FB** 11:52, 166 **FA** 12:04

0167 **C1 Junior Women** F 200 m Saturday **12:08**

1.	5	Nicot Chloé (17)	 FRA	52,360	
2.	3	Őri Laura (18)	 SVK	54,200	+1,840
3.	8	Scotte Anaëlle (18)	 FRA	54,960	+2,600
4.	4	Studničková Klára (18)	 CZE	55,160	+2,800
5.	7	Palashavets Sofya (17)	 CZE	55,500	+3,140
6.	9	Bónová Zoé (17)	 SVK	55,640	+3,280
7.	2	Lopez Amalia (17)	 FRA	57,300	+4,940
8.	6	Lämmel Luise (17)	GEC	58,220	+5,860
9.	1	Borchardt Isabell (17)	GEC	59,840	+7,480




25 **H1** 10:12, 26 **H2** 10:15, 167 **F** 12:08

0168 **K1 Boys** FB 200 m Saturday **12:24**

1.	1	May Christopher (16)	GEC	42,100	
2.	5	Tezelashvili Sandro (16)	 GEO	42,420	+0,320
3.	4	Steuernagel Arthur (16)	GEC	42,580	+0,480
4.	2	Bartolčič Jakub (15)	 SVK	42,600	+0,500
5.	6	Zherebylo Timofii (15)	 UKR	42,820	+0,720
6.	3	Schüler Finley (15)	GEC	42,840	+0,740
7.	8	Arnold Richardt (15)	GEC	42,980	+0,880
8.	7	Witzleb Theo (16)	GEC	43,280	+1,180
9.	9	Paquo Tobias (16)	GEC	43,400	+1,300




6 **H1** 09:15, 7 **H2** 09:18, 8 **H3** 09:21, 9 **H4** 09:24,
10 **H5** 09:27, 151 **SF1** 10:48, 152 **SF2** 10:51, 153 **SF3** 10:54,
168 **FB** 12:24, 170 **FA** 12:32




0169 **K1 Girls** FB 200 m Saturday **12:28**

1.	6	Orphal Tara (16)	GEC	49,660	
2.	3	Zendulková Klára (16)	 CZE	50,380	+0,720
3.	5	Borárosóvá Viktória (16)	SVB	51,220	+1,560
4.	7	Menyhártová Kristína (15)	 SVK	51,860	+2,200
5.	4	Dreager Fenja (16)	GEC	52,080	+2,420
6.	2	Gajdošíková Eliška (15)	 SVK	52,100	+2,440
7.	1	Neumann Lou (15)	GEC	52,120	+2,460
8.	9	Hüfner Marieke (16)	GEC	52,140	+2,480
9.	8	Bílková Michaela (15)	 CZE	52,620	+2,960

11 **H1** 09:30, 12 **H2** 09:33, 13 **H3** 09:36, 14 **H4** 09:39,
154 **SF1** 10:57, 155 **SF2** 11:00, 156 **SF3** 11:03, 169 **FB** 12:28,
172 **FA** 12:40

0170 **K1 Boys** FA 200 m Saturday **12:32**

1.	5	Karahan Rahmi Kaan (15)	 TUR	39,840	
2.	6	Apfel Martin (16)	 SVK	40,200	+0,360
3.	7	Orlov Roman (15)	 EST	40,520	+0,680

4.	2	Neumann Jonas (15)		GEC	40,540	+0,700
5.	8	Holjevac Fran (16)		CRO	40,840	+1,000
6.	3	Nedotopa Davyd (16)		GEC	41,140	+1,300
7.	9	Briese Monty Leo (16)		GEC	41,880	+2,040
8.	1	Vähesoo Joonas (16)		EST	42,620	+2,780
-	4	Sulak Muhammet Emin (16)		TUR	DNS	<i>ospravedlnený</i>

6 **H1** 09:15, 7 **H2** 09:18, 8 **H3** 09:21, 9 **H4** 09:24,
10 **H5** 09:27, 151 **SF1** 10:48, 152 **SF2** 10:51, 153 **SF3** 10:54,
168 **FB** 12:24, 170 **FA** 12:32

0171 **C1 Boys** F 200 m Saturday **12:36**

1.	5	Kalaber Artur (16)		SVK	47,180	
2.	7	Příkopa Vít (16)		CZE	47,520	+0,340
3.	3	Shchurov Kyrylo (16)		UKR	48,160	+0,980
4.	4	Ekaladze Giorgi (16)		GEO	49,140	+1,960
5.	2	Scheler Fabio (15)		GEC	50,180	+3,000
6.	6	Hirsch Robin (16)		CZE	51,120	+3,940
7.	8	Žalkovský Adam (16)		CZE	51,860	+4,680
8.	9	Oravec Alex (15)		SVK	52,820	+5,640
9.	1	Struk Dominik (16)		SVK	53,000	+5,820

27 **H1** 10:18, 28 **H2** 10:21, 171 **F** 12:36

0172 **K1 Girls** FA 200 m Saturday **12:40**

1.	4	Schuck Ivana (16)		GEC	47,380	
2.	7	Loba Wiktoria (16)		POL	48,260	+0,880
3.	5	Yildiz Özge Nas (16)		TUR	48,600	+1,220
4.	2	Marlow Lucy (16)		GEC	48,980	+1,600
5.	6	Činovcová Lucie (16)		CZE	49,080	+1,700
6.	1	Hanáková Lara (15)		SVK	49,100	+1,720
7.	9	Borucka Oliwia (15)		POL	50,020	+2,640
8.	8	Buhr Anni (15)		GEC	50,480	+3,100
9.	3	Karvan İşılsu (16)		TUR	50,660	+3,280

11 **H1** 09:30, 12 **H2** 09:33, 13 **H3** 09:36, 14 **H4** 09:39,
154 **SF1** 10:57, 155 **SF2** 11:00, 156 **SF3** 11:03, 169 **FB** 12:28,
172 **FA** 12:40

0173 **C1 Girls** F 200 m Saturday **12:44**



1.	5	Petriashvili Manana (16)		GEO	55,960	
2.	4	Lemke Stine (15)		GEC	57,360	+1,400
3.	7	Marder Lia (15)		GEC	58,260	+2,300
4.	3	Jiskrová Tereza (16)		CZE	58,440	+2,480
5.	6	Strobel Lykka (15)		GEC	59,680	+3,720
6.	2	Werthaimerová Ema (15)		CZE	1:00,120	+4,160
7.	8	Stehlík Vivien (15)		SVK	1:00,980	+5,020
8.	9	Kratz Finja (15)		GEC	1:01,000	+5,040

9. 1 Hoffmann Florentina (15) GEC **1:01,380** +5,420
 29 **H1** 10:24, 30 **H2** 10:27, 173 **F** 12:44




0174 **K1 Men U23** F 5000 m Saturday **14:30**

1.	8	Ujvári Marko (22)		SVK	21:16,950	
2.	14	Podleiszek Filip (19)		SVK	21:18,944	+1,994
3.	12	Kovács Gergő (23)		HUN	21:24,773	+7,823
4.	5	Holka Tomáš (23)		SVK	21:41,793	+24,843
5.	2	Kukučka Juraj (19)		SVK	21:45,629	+28,679
6.	7	Kleanthous Stefan (23)		CYP	21:48,655	+31,705
7.	13	Tribol Bence (21)		HUN	21:57,578	+40,628
8.	6	Faletič Tit (23)		SLO	21:59,782	+42,832
9.	4	Diethelm Silvan (19)		SUI	22:36,569	+1:19,619
10.	16	Kronheim Konstantin (19)		AUT	22:38,763	+1:21,813
11.	19	Keçeli Emir Taha (20)		TUR	22:40,857	+1:23,907
12.	9	Muff Raphael (19)		SUI	23:36,181	+2:19,231
13.	20	Ruzicska Péter (20)		HUN	23:36,544	+2:19,594
14.	15	Konstantinidis Christoforos (19)		CYP	23:51,845	+2:34,895
15.	3	Şentürk Idris (19)		TUR	24:52,389	+3:35,439
16.	18	Carrington Corwin (20)		SVB	25:37,100	+4:20,150
-	17	Pikon Anže (20)		SLO	DNS	<i>neštartoval</i>

0175 **C1 Men U23** F 5000 m Saturday **14:32**

1.	26	Laroche Lucas (22)		FRA	24:20,724	
2.	25	Trescher Jonas (19)		GEC	24:44,719	+23,995
3.	27	Psočný Adam (19)		SVK	28:05,569	+3:44,845
-	28	Çiktay Bedirhan (20)		TUR	DSQ	<i>váha</i>

0176 **K1 Women U23** F 5000 m Saturday **14:34**



1.	39	Hepp Cornelia (21)		AUT	24:30,625	
2.	38	Málková Karolína (19)		CZE	24:34,112	+3,487
3.	36	Dovbnia Daria (19)		UKR	24:58,661	+28,036
4.	35	Nurova Polina (19)		UKR	25:10,204	+39,579
5.	37	Konstantinidou Kyriaki (23)		CYP	27:51,960	+3:21,335

0177 **K1 Junior Men** F 5000 m Saturday **15:15**

1.	78	Doktorík Dominik (18)		SVK	22:02,510	
2.	75	Tóth Ľudovít (18)		SVK	22:04,560	+2,050
3.	61	Bergendi Marko (17)		SVK	22:07,711	+5,201
4.	69	Walla Richard (18)		GEC	22:09,836	+7,326
5.	56	Szabó Maximilián (17)		SVK	22:30,850	+28,340
6.	80	Čermák Ondřej (17)		CZE	22:37,072	+34,562
7.	49	Kurták Šimon (18)		CZE	22:39,390	+36,880
8.	51	Gnigler Maximilian (18)		AUT	22:41,504	+38,994

9.	62	Şahin Szevered Sevens (18)		TUR	22:57,361	+54,851
10.	74	Leban Parada Santiago (18)		SLO	22:59,493	+56,983
11.	66	Muff Matthias (17)		SUI	23:01,485	+58,975
12.	70	Sarar Ali Kemal (17)		TUR	23:05,794	+1:03,284
13.	77	Antal Matej (18)		SVB	23:15,795	+1:13,285
14.	57	Neumann Nils (18)		GEC	23:19,205	+1:16,695
15.	67	Zinßmann Felix (18)		GEC	23:22,061	+1:19,551
16.	55	Baydemir Ergün Vatan (17)		TUR	23:30,058	+1:27,548
17.	64	Kragelj Jure (17)		SLO	23:37,215	+1:34,705
18.	73	Korošec Andrej (18)		SLO	23:53,090	+1:50,580
19.	65	Klimo Michal (17)		SVB	23:56,369	+1:53,859
20.	76	Gomez Dilan (17)		SUI	24:03,326	+2:00,816
21.	53	Domeisen Lucian (17)		SUI	24:05,285	+2:02,775
22.	63	Cerne Vid (17)		SLO	24:10,739	+2:08,229
23.	71	Angeli Xenofon (17)		CYP	25:33,586	+3:31,076
-	52	Schewe Paavo (17)		GEC	DSQ	štart
-	54	Rüegg Marc (17)		SUI	DNF	prevrátil
-	68	Schmitter Aaron (17)		SUI	DNF	prevrátil
-	72	Manfreda Gašper (17)		SLO	DNS	neštartoval
-	79	Sirotin Daniel (18)		CYP	DNF	prevrátil





0178 **C1 Junior Men** F 5000 m Saturday **15:17**

1.	87	Derrey Tom (18)		FRA	25:02,567	
2.	90	Rossi Scipio (17)		GEC	25:37,045	+34,478
3.	85	Quick Richard (17)		GEC	25:54,613	+52,046
4.	86	Aydin Resül (18)		TUR	26:27,659	+1:25,092
5.	88	Ružič Patrik (18)		SVK	27:00,858	+1:58,291
6.	89	Fazekas Imre (18)		SVB	29:25,681	+4:23,114

0179 **K1 Junior Women** F 5000 m Saturday **15:19**

1.	95	Švecová Romana (18)		SVK	24:38,963	
2.	98	Mootz Annabelle (17)		GEC	24:55,318	+16,355
3.	92	Hänni Dina (18)		SUI	25:05,894	+26,931
4.	97	Gußer Zoe (17)		GEC	26:11,843	+1:32,880
-	96	Balcarová Nikola (17)		CZE	DNF	prevrátil

0180 **K1 Boys** F 5000 m Saturday **16:00**

1.	116	Briese Monty Leo (16)		GEC	22:07,919	
2.	103	May Christopher (16)		GEC	22:10,617	+2,698
3.	111	Hangya Samuel (15)		SVB	22:14,783	+6,864
4.	107	Đurčo Oskar (16)		SVK	22:15,545	+7,626
5.	131	Lukáč Teo Peter (16)		SVK	22:27,301	+19,382
6.	117	Bartolčič Jakub (15)		SVK	22:34,580	+26,661
7.	130	Lovišek Adam (16)		CZE	22:40,576	+32,657

8.	114	Exler Štěpán (16)		CZE	22:56,013	+48,094
9.	122	Kocúr Tomáš (14)		SVK	23:01,682	+53,763
10.	99	Tichý Matyáš (16)		CZE	23:03,696	+55,777
11.	115	Tóth Michal (15)		SVK	23:06,788	+58,869
12.	105	Arnold Richardt (15)		GEC	23:09,234	+1:01,315
13.	112	Voigt Ben-Luca (16)		GEC	23:20,130	+1:12,211
14.	127	Paquo Tobias (16)		GEC	23:27,692	+1:19,773
15.	126	Holjevac Fran (16)		CRO	23:41,171	+1:33,252
16.	121	Piatkovskiy Maksim (16)		UKR	23:49,146	+1:41,227
17.	123	Šust Sebastián (16)		SVB	23:56,522	+1:48,603
18.	125	Wulff Maarten (15)		GEC	24:10,194	+2:02,275
19.	110	Hoffmann Hugo (16)		SVB	24:24,039	+2:16,120
20.	120	Milas Philipp (15)		GEC	24:26,419	+2:18,500
21.	101	Klima Michal (16)		SVB	24:30,875	+2:22,956
22.	113	Sekerák Matúš (15)		SVB	24:35,780	+2:27,861
23.	128	Csemez Viktor (15)		SVB	24:46,322	+2:38,403
24.	109	Šmahel Oliver (15)		SVB	25:02,518	+2:54,599
25.	104	Diederich Theo (15)		GEC	25:05,559	+2:57,640
26.	100	Iasonos Andreas (15)		CYP	25:08,223	+3:00,304
27.	102	Chokov Marko (15)		UKR	25:15,401	+3:07,482
28.	119	Oleksandr Leonov (15)		UKR	25:21,510	+3:13,591
-	106	Ustimenko Artem (15)		UKR	DNF	<i>prevrátil</i>
-	124	Karahan Rahmi Kaan (15)		TUR	DNF	<i>prevrátil</i>

0181 **C1 Boys** F 5000 m Saturday **16:02**

1.	135	Příkopa Vít (16)		CZE	25:32,144	
2.	136	Voigt Noam (16)		GEC	25:55,947	+23,803
3.	140	Ott Magnus (16)		GEC	26:21,923	+49,779
4.	143	Ivanchuk Zakhar (16)		UKR	26:56,834	+1:24,690
5.	138	Kalaber Artur (16)		SVK	27:06,757	+1:34,613
6.	137	Beige Jeremy (15)		GEC	27:53,487	+2:21,343
7.	142	Struk Dominik (16)		SVK	28:30,862	+2:58,718
8.	141	Šunjić Petar (15)		CRO	28:42,539	+3:10,395
9.	144	Grunewald Gerwin (15)		GEC	29:06,377	+3:34,233
-	139	Lokšík Alan (16)		SVK	DNS	<i>neštartoval</i>

0182 **C1 Women U23** F 5000 m **Canceled!** **16:04**

0183 **K1 Girls** F 5000 m Saturday **16:45**





1.	15	Minarovičová Ema (16)		SVK	23:58,925	
2.	4	Csomová Laura (15)		CZE	24:01,029	+2,104
3.	14	Bartolčíčová Natália (15)		SVB	26:03,238	+2:04,313
4.	3	Purath Marianne (15)		GEC	26:14,626	+2:15,701
5.	9	Vučković Barbara (15)		CRO	26:23,567	+2:24,642

6.	2	Moťovská Alexandra (15)		SVB	26:32,670	+2:33,745
7.	1	Kováčiková Chiara Sofia (16)		SVK	26:49,792	+2:50,867
8.	12	Bílková Michaela (15)		CZE	26:51,051	+2:52,126
9.	10	Austinat Karla (15)		GEC	27:07,926	+3:09,001
10.	7	Nenadović Lara (15)		CRO	27:09,953	+3:11,028
11.	13	Leonidou Marina (16)		CYP	27:11,751	+3:12,826
12.	8	Yurieva Daria (16)		UKR	27:39,662	+3:40,737
13.	6	Buhr Anni (15)		GEC	29:27,046	+5:28,121
-	5	Nakonechna Aelita (16)		UKR	DNF	<i>prevrátil</i>
-	16	Höffler Paulina (15)		GEC	DNF	<i>prevrátil</i>






0184 **C1 Junior Women** F 5000 m Saturday **16:47**


1.	24	Pflugmacher Lisa (18)		GER	28:48,431	
2.	20	Palashavets Sofya (17)		CZE	29:09,478	+21,047
3.	25	Őri Laura (18)		SVK	29:13,639	+25,208
4.	23	Studničková Klára (18)		CZE	30:15,539	+1:27,108
5.	21	Borchardt Isabell (17)		GEC	31:09,405	+2:20,974
6.	26	Lämmel Luise (17)		GEC	31:17,584	+2:29,153

0185 **C1 Girls** F 5000 m Saturday **16:49**

1.	32	Jiskrová Tereza (16)		CZE	29:38,247	
2.	33	Strobel Lykka (15)		GEC	29:56,021	+17,774
3.	34	Lemke Stine (15)		GEC	30:13,032	+34,785
4.	38	Hoffmann Florentina (15)		GEC	30:15,696	+37,449
5.	31	Stehlík Vivien (15)		SVK	31:01,351	+1:23,104
6.	36	Kratz Finja (15)		GEC	31:05,872	+1:27,625
7.	37	Lemke Lorena (16)		GEC	31:08,833	+1:30,586
8.	39	Marder Lia (15)		GEC	31:23,994	+1:45,747
9.	35	Werthaimerová Ema (15)		CZE	31:49,534	+2:11,287
10.	30	Szencziová Natália (16)		SVK	32:55,708	+3:17,461

0186 **K2 Junior Men** H1 500 m Sunday **08:00**

1.	6	Usta Taha Erkam (17) Karahan Rahmi Kaan (15)		TUR	1:38,200	
2.	1	Hirsch Ondřej (18) Šimek Albert (18)		CZE	1:41,300	+3,100
3.	2	Fazekas Adrián (17) Perets Artur (18)		SVB	1:41,480	+3,280
4.	8	Hirzel Sven (17) Wyss Fynn (18)		SUI	1:41,620	+3,420
5.	7	Bertram Jun Ferdinand (18) Schroller Romeo (17)		GER	1:43,940	+5,740
6.	3	Karasenti Maor (17) Kleinman Nevo (17)		ISR	1:45,880	+7,680

7.	5	Hruška Šimon (17) Čermák Ondřej (17)	 CZE	1:47,360	+9,160
8.	4	Wolf Leonard (17) Zinßmann Felix (18)	GEC	1:51,560	+13,360

1. -> FA, 2.-7. -> SF

186 **H1** 08:00, 187 **H2** 08:03, 188 **H3** 08:06, 216 **SF1** 10:00,
217 **SF2** 10:03, 244 **FB** 13:30, 245 **FA** 13:35

0187	K2 Junior Men		H2	500 m	Sunday	08:03
1.	9	Nikoleizig Erik (18) Schultz Jun Theodor (18)	 GER	1:38,360		
2.	6	Lepi Máté (17) Marsal Máté (16)	 SVK	1:39,600	+1,240	
3.	4	Junker Roman (17) Mühlnickel Julius (17)	GEC	1:43,540	+5,180	
4.	8	Iliáš Jakub (18) Szabó Maximilián (17)	 SVK	1:43,860	+5,500	
5.	2	Konieczny Kacper (18) Kot Mikolaj (17)	 POL	1:44,540	+6,180	
6.	5	Kurták Šimon (18) Nykl Michal (18)	 CZE	1:44,900	+6,540	
7.	7	Freitag Moritz (18) Schewe Paavo (17)	GEC	1:46,920	+8,560	
8.	3	Gomez Dilan (17) Rüegg Marc (17)	 SUI	1:54,340	+15,980	





1. -> FA, 2.-7. -> SF

186 **H1** 08:00, 187 **H2** 08:03, 188 **H3** 08:06, 216 **SF1** 10:00,
217 **SF2** 10:03, 244 **FB** 13:30, 245 **FA** 13:35

0188	K2 Junior Men		H3	500 m	Sunday	08:06
1.	4	Borucki Alex (17) Slowinski Pawel (18)	 POL	1:36,160		
2.	9	Doktorík Dominik (18) Tóth Ľudovít (18)	 SVK	1:36,780	+0,620	
3.	5	Geisen Julius (17) Reckzeh Leon Michael (18)	 GER	1:37,340	+1,180	
4.	3	Prchlík Ondřej (18) Souček Lukáš (18)	 CZE	1:42,360	+6,200	
5.	6	Krones Franz (18) Neumann Nils (18)	GEC	1:42,860	+6,700	
6.	8	Kutiš Lucas (17) Múka Jozef (17)	SVB	1:43,760	+7,600	
7.	2	Baydemir Ergün Vatan (17) Sara Ali Kemal (17)	 TUR	1:44,200	+8,040	
8.	7	Golovitskiy Denis (18) Sisso Hagay (17)	 ISR	1:44,480	+8,320	

1. -> FA, 2.-7. -> SF

186 **H1** 08:00, 187 **H2** 08:03, 188 **H3** 08:06, 216 **SF1** 10:00,
217 **SF2** 10:03, 244 **FB** 13:30, 245 **FA** 13:35

0189	K2 Boys		H1	500 m	Sunday	08:09
1.	4	Nykl Marek (16) Tichý Matyáš (16)	 CZE	1:44,640		
2.	8	Orlov Roman (15) Vähesoo Joonas (16)	 EST	1:45,180	+0,540	
3.	6	Arnold Richardt (15) Witzleb Theo (16)	GEC	1:46,200	+1,560	
4.	7	Genrich Matwej (15) Grüneich Norwin (15)	GEC	1:48,220	+3,580	
5.	5	Apfel Martin (16) Ďurčo Oskar (16)	 SVK	1:49,920	+5,280	
6.	2	Tapušik Tomáš (15) Zachar Eliáš (15)	SVB	1:51,640	+7,000	
7.	9	Hartmann Till (16) Kyriacou Antonis (14)	 CYP	1:56,440	+11,800	

1.-6. + 3 B.T. -> SF

189 **H1** 08:09, 190 **H2** 08:12, 191 **H3** 08:15, 192 **H4** 08:18,
218 **SF1** 10:06, 219 **SF2** 10:09, 220 **SF3** 10:12, 249 **FB** 14:05,
250 **FA** 14:10

0190	K2 Boys		H2	500 m	Sunday	08:12
1.	3	Gessert Timo (15) Methner Tim Ole (16)	GEC	1:45,820		
2.	7	Soffa Marc (15) Voigt Ben-Luca (16)	GEC	1:47,260	+1,440	
3.	6	Lovíšek Adam (16) Valenta Štěpán (16)	 CZE	1:50,620	+4,800	
4.	8	Bartolčíč Jakub (15) Gavlíder Alex (15)	 SVK	1:52,560	+6,740	
5.	2	Gulyás Daniel (16) Hoffmann Hugo (16)	SVB	1:52,860	+7,040	
6.	5	Gasperin Gregor (15) Palijan Filip (15)	 SLO	1:54,560	+8,740	
-	4	Degner Julius (15) Diederich Theo (15)	GEC	DSQ		váha

1.-6. + 3 B.T. -> SF

189 **H1** 08:09, 190 **H2** 08:12, 191 **H3** 08:15, 192 **H4** 08:18,
218 **SF1** 10:06, 219 **SF2** 10:09, 220 **SF3** 10:12, 249 **FB** 14:05,
250 **FA** 14:10

0191	K2 Boys		H3	500 m	Sunday	08:15
1.	6	May Christopher (16) Steuernagel Arthur (16)	GEC	1:47,400		

2.	7	Janeček Patrik (16) Řezníček Šimon (15)	 CZE	1:48,580	+1,180
3.	8	Hoeckberg Tim (16) Wulff Maarten (15)	GEC	1:49,360	+1,960
4.	4	Lukáč Teo Peter (16) Tóth Michal (15)	 SVK	1:51,000	+3,600
5.	5	Cusin Anej (15) Ivancic Tilen (15)	 SLO	1:52,100	+4,700
6.	3	Milas Philipp (15) Zunk Clemens (15)	GEC	1:53,920	+6,520
7.	2	Klima Michal (16) Sekerák Matúš (15)	SVB	1:54,180	+6,780


1.-6. + 3 B.T. -> SF

189 **H1** 08:09, 190 **H2** 08:12, 191 **H3** 08:15, 192 **H4** 08:18,
218 **SF1** 10:06, 219 **SF2** 10:09, 220 **SF3** 10:12, 249 **FB** 14:05,
250 **FA** 14:10

0192	K2 Boys		H4	500 m	Sunday	08:18
1.	4	Briese Monty Leo (16) Paquo Tobias (16)	GEC	1:46,880		
2.	9	Midloch Norbert (16) Szymczak Piotr (16)	 POL	1:47,860	+0,980	
3.	2	Nedotopa Davyd (16) Neumann Jonas (15)	GEC	1:49,380	+2,500	
4.	3	Chokov Marko (15) Oleksandr Leonov (15)	 UKR	1:49,500	+2,620	
5.	8	Tcheishvili Nikoloz (16) Tezelashvili Sandro (16)	 GEO	1:50,740	+3,860	
6.	7	Exler Štěpán (16) Faltus Tomáš (15)	 CZE	1:51,820	+4,940	
7.	5	Csemez Viktor (15) Hangya Samuel (15)	SVB	1:54,140	+7,260	
8.	6	Jankech Filip (15) Kuzma Jaroslav (15)	SVB	1:56,460	+9,580	

1.-6. + 3 B.T. -> SF

189 **H1** 08:09, 190 **H2** 08:12, 191 **H3** 08:15, 192 **H4** 08:18,
218 **SF1** 10:06, 219 **SF2** 10:09, 220 **SF3** 10:12, 249 **FB** 14:05,
250 **FA** 14:10

0193	K2 Girls		H1	500 m	Sunday	08:21
1.	1	Blazejczak Otylia (16) Loba Wiktoria (16)	 POL	1:58,420		
2.	8	Orphal Tara (16) Schilling Lin (16)	GEC	1:59,560	+1,140	
3.	4	Dreager Fenja (16) Marlow Lucy (16)	GEC	2:02,240	+3,820	

4.	5	Bílková Michaela (15) Csomová Laura (15)	 CZE	2:04,480	+6,060
5.	9	Nenadović Lara (15) Vučković Barbara (15)	 CRO	2:07,260	+8,840
6.	3	Menyhártová Kristína (15) Plšková Natália (15)	SVK SVB	2:08,260	+9,840
7.	6	Borárosová Viktória (16) Nagy Viktória (16)	SVB	2:09,920	+11,500
8.	7	Nakonechna Aelita (16) Yurieva Daria (16)	 UKR	2:13,880	+15,460
9.	2	Bedrnjak Hana (16) Pogacnik Elenore (15)	 SLO	2:17,780	+19,360




1.-3. -> F, 4.-7. + 1 B.T. -> SF




193 **H1** 08:21, 194 **H2** 08:24, 221 **SF** 10:15, 252 **F** 14:20

0194	K2 Girls		H2	500 m	Sunday	08:24
1.	2	Karvan İşilsu (16) Yıldız Özge Nas (16)	 TUR	1:59,000		
2.	6	Zendulková Klára (16) Činovcová Lucie (16)	 CZE	2:01,120	+2,120	
3.	4	Hüfner Marieke (16) Schuck Ivana (16)	GEC	2:02,480	+3,480	
4.	3	Gajdošíková Eliška (15) Hanáková Lara (15)	 SVK	2:03,460	+4,460	
5.	7	Jakulin Zala (15) Plesnicar Eva (15)	 SLO	2:04,580	+5,580	
6.	5	Höffler Paulina (15) Neumann Lou (15)	GEC	2:04,960	+5,960	
7.	8	Austinat Karla (15) Buhr Anni (15)	GEC	2:09,220	+10,220	
8.	9	Bartolčíčová Natália (15) Moťovská Alexandra (15)	SVB	2:11,420	+12,420	
9.	1	Becker Sofia Stella (16) Vdovičenkova Daniela (15)	SVB	2:11,620	+12,620	

1.-3. -> F, 4.-7. + 1 B.T. -> SF

193 **H1** 08:21, 194 **H2** 08:24, 221 **SF** 10:15, 252 **F** 14:20

0195	K2 Junior Women		H1	500 m	Sunday	08:27
1.	6	Kliment Leni (17) Reinwardt Nele (17)	 GER	1:51,760		
2.	8	Jaskolska Martyna (18) Kot Julia (17)	 POL	1:54,500	+2,740	
3.	4	Humhalová Lucie (17) Vaculíková Vendula (17)	 CZE	1:56,320	+4,560	

4.	7	Czaniková Tereza (17) Gaál Liliána (18)	 SVK	1:56,940	+5,180
5.	3	Hanoglu Irem (17) Bostanci Evrim (17)	 TUR	1:57,940	+6,180
6.	5	Unruh Maxi (17) Zendt Amy (17)	GEC	2:01,700	+9,940
7.	2	Hvojniková Nikola (17) Minarovičová Ema (16)	 SVK	2:06,780	+15,020




1.-3. -> F, 4.-7. + 1 B.T. -> SF

195 **H1** 08:27, 196 **H2** 08:30, 222 **SF** 10:20, 247 **F** 13:45

0196	K2 Junior Women		H2	500 m	Sunday	08:30
1.	2	Heuser Caro (17) Hermanussen Finja (17)	 GER	1:50,300		
2.	4	Wieclawska Zofia (17) Zimnoch Dominika (17)	 POL	1:52,360	+2,060	
3.	6	Gavorová Hana (18) Švecová Romana (18)	 SVK	1:52,780	+2,480	
4.	7	Felban Lina (18) Pausch Lene (17)	GEC	1:54,540	+4,240	
5.	8	Kaya Simge (18) Yilmazer Zilan (18)	 TUR	1:59,620	+9,320	
6.	3	Rager Marlene (17) Schenk Emily (17)	 AUT	2:02,920	+12,620	

1.-3. -> F, 4.-7. + 1 B.T. -> SF

195 **H1** 08:27, 196 **H2** 08:30, 222 **SF** 10:20, 247 **F** 13:45

0197	K2 Men U23		H1	500 m	Sunday	08:33
1.	3	Kristóf Keresztes (21) Őry Zsombor (22)	 HUN	1:36,920		
2.	9	Podleiszek Filip (19) Ujvári Marko (22)	 SVK	1:37,240	+0,320	
3.	7	Ayakli Emircan (19) Şentürk Idris (19)	 TUR	1:38,300	+1,380	
4.	4	Diethelm Silvan (19) Muff Raphael (19)	 SUI	1:39,640	+2,720	
5.	5	Hvojnik Martin (22) Kukučka Juraj (19)	 SVK	1:39,980	+3,060	
6.	6	Ben Yosef Aran (19) Drey Shalev (22)	 ISR	1:41,060	+4,140	
7.	8	Magradze Tengiz (20) Tatunashvili Levani (23)	 GEO	1:48,300	+11,380	

1.-3. + 3 B.T. -> F

197 **H1** 08:33, 198 **H2** 08:36, 240 **F** 13:00

0198	K2 Men U23		H2	500 m	Sunday	08:36
1.	5	Holka Tomáš (23) Rybanský Daniel (20)	SVK	1:36,220		
2.	6	Lászlófalvi Dominik (23) Ruzicska Péter (20)	HUN	1:38,840	+2,620	
3.	3	Tribol Bence (21) Tribol Bertalan (21)	HUN	1:39,120	+2,900	
4.	8	Kleanthous Stefan (23) Christodoulou Christos (19)	CYP	1:40,880	+4,660	
5.	4	Stojkovič David (19) Vargha Boris (19)	SVK	1:41,000	+4,780	
6.	7	Faletič Tit (23) Stojanovič Jakob (20)	SLO	1:41,520	+5,300	

1.-3. + 3 B.T. -> F 197 **H1** 08:33, 198 **H2** 08:36, 240 **F** 13:00

0199	K1 Junior Men		SF1	500 m	Sunday	09:00
1.	7	Şahin Szevered Sevens (18)	TUR	1:46,180		
2.	6	Hirsch Ondřej (18)	CZE	1:47,260	+1,080	
3.	4	Jastrzab Kacper (18)	POL	1:47,380	+1,200	
4.	5	Odishelidze Nika (18)	GEO	1:50,340	+4,160	
5.	2	Mühlnickel Julius (17)	GEC	1:50,940	+4,760	
6.	3	Iliáš Jakub (18)	SVK	1:53,800	+7,620	
7.	9	Kurták Šimon (18)	CZE	1:53,900	+7,720	
8.	8	Kragelj Jure (17)	SLO	1:54,380	+8,200	
9.	1	Čermák Ondřej (17)	CZE	1:56,780	+10,600	

1.-3. -> FA, 4.-6. -> FB 117 **H1** 08:48, 118 **H2** 08:51, 119 **H3** 08:54, 120 **H4** 08:57,
121 **H5** 09:00, 199 **SF1** 09:00, 200 **SF2** 09:03, 201 **SF3** 09:06,
226 **FB** 11:05, 228 **FA** 11:15

0200	K1 Junior Men		SF2	500 m	Sunday	09:03
1.	5	Doktorík Dominik (18)	SVK	1:46,280		
2.	4	Prchlík Ondřej (18)	CZE	1:46,700	+0,420	
3.	2	Trojanowski Mateusz (18)	POL	1:46,780	+0,500	
4.	3	Bábik Martin (17)	SVK	1:46,860	+0,580	
5.	6	Szabó Maximilián (17)	SVK	1:49,820	+3,540	
6.	1	Walla Richard (18)	GEC	1:49,840	+3,560	
7.	9	Konieczny Kacper (18)	POL	1:50,860	+4,580	
8.	8	Hruška Šimon (17)	CZE	1:51,700	+5,420	
9.	7	Šimek Albert (18)	CZE	1:51,780	+5,500	

1.-3. -> FA, 4.-6. -> FB 117 **H1** 08:48, 118 **H2** 08:51, 119 **H3** 08:54, 120 **H4** 08:57,
121 **H5** 09:00, 199 **SF1** 09:00, 200 **SF2** 09:03, 201 **SF3** 09:06,
226 **FB** 11:05, 228 **FA** 11:15


0201 **K1 Junior Men** SF3 500 m Sunday **09:06**

1.	4	Lauper Luca (18)		SUI	1:45,080	
2.	5	Quiel Phillipp (18)		GER	1:46,180	+1,100
3.	7	Souček Lukáš (18)		CZE	1:46,540	+1,460
4.	3	Schmitter Aaron (17)		SUI	1:47,720	+2,640
5.	10	Krones Franz (18)		GEC	1:47,860	+2,780
6.	1	Tejnora Štěpán (18)		CZE	1:49,040	+3,960
7.	6	Korošec Andrej (18)		SLO	1:50,900	+5,820
8.	8	Kaszuba Kacper (18)		POL	1:50,960	+5,880
9.	9	Gnigler Maximilian (18)		AUT	1:52,240	+7,160
10.	2	Schewe Paavo (17)		GEC	1:52,360	+7,280

1.-3. -> FA, 4.-6. -> FB

117 **H1** 08:48, 118 **H2** 08:51, 119 **H3** 08:54, 120 **H4** 08:57,
121 **H5** 09:00, 199 **SF1** 09:00, 200 **SF2** 09:03, 201 **SF3** 09:06,
226 **FB** 11:05, 228 **FA** 11:15

0202 **K1 Boys** SF1 500 m Sunday **09:09**

1.	5	Kubalski Mateusz (16)		POL	1:48,580	
2.	3	Valenta Štěpán (16)		CZE	1:49,420	+0,840
3.	7	Đurčo Oskar (16)		SVK	1:50,540	+1,960
4.	4	Janeček Patrik (16)		CZE	1:51,040	+2,460
5.	6	Nykl Marek (16)		CZE	1:53,400	+4,820
6.	9	Tezelashvili Sandro (16)		GEO	1:54,620	+6,040
7.	1	Zherebylo Timofii (15)		UKR	1:54,880	+6,300
8.	8	Arnold Richardt (15)		GEC	1:57,740	+9,160
9.	2	Gavlíder Alex (15)		SVK	1:59,380	+10,800

1.-2. + 1 B.T. -> FA, 3.-4. + 2 B.T. -> FB


129 **H1** 09:30, 130 **H2** 09:33, 131 **H3** 09:36, 132 **H4** 09:39,
133 **H5** 09:42, 134 **H6** 09:45, 135 **H7** 09:48, 202 **SF1** 09:09,
203 **SF2** 09:12, 204 **SF3** 09:15, 205 **SF4** 09:18, 234 **FB** 11:50,
236 **FA** 12:00

0203 **K1 Boys** SF2 500 m Sunday **09:12**

1.	6	Methner Tim Ole (16)		GEC	1:50,440	
2.	2	Apfel Martin (16)		SVK	1:51,340	+0,900
3.	7	Piatkovskiy Maksim (16)		UKR	1:53,140	+2,700
4.	5	Genrich Matwej (15)		GEC	1:53,500	+3,060
5.	3	Grüneich Norwin (15)		GEC	1:53,720	+3,280
6.	9	Tcheishvili Nikoloz (16)		GEO	1:54,640	+4,200
7.	8	Steuernagel Arthur (16)		GEC	1:55,360	+4,920
8.	4	Briese Monty Leo (16)		GEC	1:55,840	+5,400
9.	1	Paquo Tobias (16)		GEC	1:57,660	+7,220





1.-2. + 1 B.T. -> FA, 3.-4. + 2 B.T. -> FB

129 **H1** 09:30, 130 **H2** 09:33, 131 **H3** 09:36, 132 **H4** 09:39,
133 **H5** 09:42, 134 **H6** 09:45, 135 **H7** 09:48, 202 **SF1** 09:09,
203 **SF2** 09:12, 204 **SF3** 09:15, 205 **SF4** 09:18, 234 **FB** 11:50,
236 **FA** 12:00

0204	K1 Boys		SF3	500 m	Sunday	09:15
1.	5	Gessert Timo (15)	GEC	1:51,000		
2.	3	Neumann Jonas (15)	GEC	1:52,200	+1,200	
3.	4	Holjevac Fran (16)	 CRO	1:52,680	+1,680	
4.	7	Lukáč Teo Peter (16)	 SVK	1:54,000	+3,000	
5.	8	Tichý Matyáš (16)	 CZE	1:55,700	+4,700	
6.	2	Voigt Ben-Luca (16)	GEC	1:56,440	+5,440	
7.	9	Hoeckberg Tim (16)	GEC	1:57,880	+6,880	
8.	6	May Christopher (16)	GEC	1:59,480	+8,480	
9.	1	Soffa Marc (15)	GEC	1:59,860	+8,860	





1.-2. + 1 B.T. -> FA, 3.-4. + 2 B.T. -> FB

129 **H1** 09:30, 130 **H2** 09:33, 131 **H3** 09:36, 132 **H4** 09:39,
133 **H5** 09:42, 134 **H6** 09:45, 135 **H7** 09:48, 202 **SF1** 09:09,
203 **SF2** 09:12, 204 **SF3** 09:15, 205 **SF4** 09:18, 234 **FB** 11:50,
236 **FA** 12:00

0205	K1 Boys		SF4	500 m	Sunday	09:18
1.	5	Karahan Rahmi Kaan (15)	 TUR	1:49,980		
2.	4	Szymczak Piotr (16)	 POL	1:50,340	+0,360	
3.	3	Nedotopa Davyd (16)	GEC	1:52,100	+2,120	
4.	9	Witzleb Theo (16)	GEC	1:52,180	+2,200	
5.	6	Řezníček Šimon (15)	 CZE	1:54,200	+4,220	
6.	1	Lovíšek Adam (16)	 CZE	1:54,360	+4,380	
7.	8	Schüler Finley (15)	GEC	1:56,760	+6,780	
8.	2	Klima Michal (16)	SVB	1:56,880	+6,900	
9.	7	Csemez Viktor (15)	SVB	1:58,440	+8,460	

1.-2. + 1 B.T. -> FA, 3.-4. + 2 B.T. -> FB




129 **H1** 09:30, 130 **H2** 09:33, 131 **H3** 09:36, 132 **H4** 09:39,
133 **H5** 09:42, 134 **H6** 09:45, 135 **H7** 09:48, 202 **SF1** 09:09,
203 **SF2** 09:12, 204 **SF3** 09:15, 205 **SF4** 09:18, 234 **FB** 11:50,
236 **FA** 12:00

0206	K1 Girls		SF1	500 m	Sunday	09:21
1.	5	Minarovičová Ema (16)	 SVK	2:08,580		
2.	8	Činovcová Lucie (16)	 CZE	2:09,580	+1,000	
3.	6	Schilling Lin (16)	GEC	2:09,920	+1,340	
4.	4	Dreager Fenja (16)	GEC	2:13,380	+4,800	
5.	1	Dočolomanská Ella (16)	SVB	2:14,160	+5,580	
6.	3	Höffler Paulina (15)	GEC	2:14,780	+6,200	
7.	9	Vučković Barbara (15)	 CRO	2:16,160	+7,580	
8.	7	Hüfner Marieke (16)	GEC	2:16,380	+7,800	
9.	2	Menyhártová Kristína (15)	 SVK	2:19,100	+10,520	

1.-3. -> FA, 4.-6. -> FB

138 **H1** 09:57, 139 **H2** 10:00, 140 **H3** 10:03, 141 **H4** 10:06,
206 **SF1** 09:21, 207 **SF2** 09:24, 208 **SF3** 09:27, 235 **FB** 11:55,
238 **FA** 12:10

0207 **K1 Girls** SF2 500 m Sunday **09:24**

1.	3	Zendulková Klára (16)		CZE	2:08,700	
2.	2	Orphal Tara (16)		GEC	2:09,960	+1,260
3.	6	Schuck Ivana (16)		GEC	2:10,160	+1,460
4.	5	Buhr Anni (15)		GEC	2:12,660	+3,960
5.	1	Plesnicar Eva (15)		SLO	2:16,160	+7,460
6.	7	Neumann Lou (15)		GEC	2:16,400	+7,700
7.	4	Kühn Lara (15)		GEC	2:18,040	+9,340
8.	8	Bílková Michaela (15)		CZE	2:23,240	+14,540
9.	9	Austinat Karla (15)		GEC	2:25,980	+17,280

1.-3. -> FA, 4.-6. -> FB

138 **H1** 09:57, 139 **H2** 10:00, 140 **H3** 10:03, 141 **H4** 10:06,
206 **SF1** 09:21, 207 **SF2** 09:24, 208 **SF3** 09:27, 235 **FB** 11:55,
238 **FA** 12:10

0208 **K1 Girls** SF3 500 m Sunday **09:27**

1.	4	Piasecka Julia (15)		POL	2:06,560	
2.	1	Marlow Lucy (16)		GEC	2:08,420	+1,860
3.	3	Hanáková Lara (15)		SVK	2:10,200	+3,640
4.	5	Csomová Laura (15)		CZE	2:11,300	+4,740
5.	6	Karvan İşilsu (16)		TUR	2:12,700	+6,140
6.	7	Purath Marianne (15)		GEC	2:14,320	+7,760
7.	9	Jakulin Zala (15)		SLO	2:15,720	+9,160
8.	8	Tonscheidt Greta (15)		GEC	2:18,580	+12,020
9.	2	Pogacnik Elenore (15)		SLO	2:21,220	+14,660

1.-3. -> FA, 4.-6. -> FB

138 **H1** 09:57, 139 **H2** 10:00, 140 **H3** 10:03, 141 **H4** 10:06,
206 **SF1** 09:21, 207 **SF2** 09:24, 208 **SF3** 09:27, 235 **FB** 11:55,
238 **FA** 12:10



0209 **K1 Men U23** SF1 500 m Sunday **09:30**

1.	6	Rybanský Daniel (20)		SVK	1:44,920	
2.	3	Kleanthous Stefan (23)		CYP	1:45,560	+0,640
3.	5	Záhora Josef (22)		CZE	1:45,780	+0,860
4.	4	Donhauser Donat (21)		SUI	1:45,800	+0,880
5.	8	Kukučka Juraj (19)		SVK	1:50,080	+5,160
6.	9	Kahn Doron (21)		ISR	1:52,020	+7,100
7.	7	Stojanović Jakob (20)		SLO	1:53,760	+8,840
8.	1	Magradze Tengiz (20)		GEO	1:55,400	+10,480
9.	2	Diethelm Silvan (19)		SUI	2:04,980	+20,060

1.-3. -> FA, 4.-6. -> FB

111 **H1** 08:30, 112 **H2** 08:33, 113 **H3** 08:36, 114 **H4** 08:39,
209 **SF1** 09:30, 210 **SF2** 09:33, 211 **SF3** 09:36, 231 **FB** 11:30,
232 **FA** 11:35

0210 **K1 Men U23** SF2 500 m Sunday **09:33**

1.	4	Ujvári Marko (22)		SVK	1:45,100	
2.	5	Holka Tomáš (23)		SVK	1:46,020	+0,920

3.	3	Zrutta Michal (19)	 SVK	1:46,240	+1,140
4.	6	Pikon Anže (20)	 SLO	1:47,060	+1,960
5.	2	Tribol Bertalan (21)	 HUN	1:48,020	+2,920
6.	8	Ruzicska Péter (20)	 HUN	1:48,800	+3,700
7.	9	Kobyda Ondrej (19)	 SVK	1:48,880	+3,780
8.	7	Podhradský Viktor Samuel (20)	 SVK	1:54,540	+9,440
9.	1	Christodoulou Christos (19)	 CYP	1:57,660	+12,560

1.-3. -> FA, 4.-6. -> FB

111 **H1** 08:30, 112 **H2** 08:33, 113 **H3** 08:36, 114 **H4** 08:39,
209 **SF1** 09:30, 210 **SF2** 09:33, 211 **SF3** 09:36, 231 **FB** 11:30,
232 **FA** 11:35




0211 **K1 Men U23** SF3 500 m Sunday **09:36**

1.	4	Kovács Gergő (23)	 HUN	1:46,340	
2.	5	Podleiszek Filip (19)	 SVK	1:46,720	+0,380
3.	2	Ádám Kiss (21)	 HUN	1:47,040	+0,700
4.	6	Hvojnik Martin (22)	 SVK	1:47,840	+1,500
5.	7	Ayakli Emircan (19)	 TUR	1:50,620	+4,280
6.	3	Faletič Tit (23)	 SLO	1:51,440	+5,100
7.	8	Golan Yahav (22)	 ISR	1:52,140	+5,800
8.	1	Keçeli Emir Taha (20)	 TUR	1:52,440	+6,100
9.	9	Kronheim Konstantin (19)	 AUT	1:54,800	+8,460

1.-3. -> FA, 4.-6. -> FB

111 **H1** 08:30, 112 **H2** 08:33, 113 **H3** 08:36, 114 **H4** 08:39,
209 **SF1** 09:30, 210 **SF2** 09:33, 211 **SF3** 09:36, 231 **FB** 11:30,
232 **FA** 11:35

0212 **C1 Junior Men** SF 500 m Sunday **09:39**


















1.	6	Rossi Scipio (17)	GEC	2:04,680	
2.	5	Nathan Jeannest (18)	 FRA	2:04,780	+0,100
3.	4	Wetzel Paul (17)	GEC	2:05,220	+0,540
4.	8	Neradil Ondřej (17)	 CZE	2:05,360	+0,680
5.	7	Quick Richard (17)	GEC	2:07,580	+2,900
6.	2	Koffler Lasse (17)	GEC	2:12,820	+8,140
7.	1	Novák Jan (17)	 CZE	2:13,300	+8,620
8.	9	Fazekas Imre (18)	SVB	2:22,760	+18,080


1.-3. -> F

122 **H1** 09:03, 123 **H2** 09:06, 212 **SF** 09:39, 229 **F** 11:20

0213 **K1 Junior Women** SF1 500 m Sunday **09:42**

1.	5	Sovová Barbora (18)	 CZE	2:04,720	
2.	6	Kaya Simge (18)	 TUR	2:06,600	+1,880
3.	4	Pausch Lene (17)	GEC	2:06,900	+2,180
4.	3	Szeliga Aleksandra (17)	 POL	2:07,860	+3,140
5.	8	Vaculíková Vendula (17)	 CZE	2:09,660	+4,940
6.	2	Hänni Dina (18)	 SUI	2:09,900	+5,180
7.	9	Şimşek Hilal (17)	 TUR	2:10,760	+6,040
8.	7	Felban Lina (18)	GEC	2:10,800	+6,080

9.	1	Schenk Emily (17)		AUT	2:11,660	+6,940
1.-3. -> FA, 4.-7. + 1 B.T. -> FB			124 H1 09:09, 125 H2 09:12, 126 H3 09:15, 213 SF1 09:42, 214 SF2 09:45, 227 FB 11:10, 230 FA 11:25			
0214	K1 Junior Women		SF2	500 m	Sunday	09:45
1.	5	Gavorová Hana (18)		SVK	2:02,920	
2.	8	Humhalová Lucie (17)		CZE	2:04,420	+1,500
3.	7	Gosciniak Zuzanna (18)		POL	2:04,880	+1,960
4.	2	Zendt Amy (17)		GEC	2:06,520	+3,600
5.	6	Gaál Liliána (18)		SVK	2:06,940	+4,020
6.	4	Hvojniová Nikola (17)		SVK	2:07,160	+4,240
7.	3	Unruh Maxi (17)		GEC	2:09,800	+6,880
8.	9	Gußer Zoe (17)		GEC	2:10,960	+8,040
-	1	Bostanci Evrim (17)		TUR	DSQ	váha
1.-3. -> FA, 4.-7. + 1 B.T. -> FB			124 H1 09:09, 125 H2 09:12, 126 H3 09:15, 213 SF1 09:42, 214 SF2 09:45, 227 FB 11:10, 230 FA 11:25			
0215	C1 Boys		SF	500 m	Sunday	09:48
1.	3	Žalkovský Adam (16)		CZE	2:11,200	
2.	8	Ott Magnus (16)		GEC	2:12,220	+1,020
3.	4	Ekaladze Giorgi (16)		GEO	2:13,820	+2,620
4.	5	Struk Dominik (16)		SVK	2:14,920	+3,720
5.	6	Šunjić Petar (15)		CRO	2:17,800	+6,600
6.	7	Beige Jeremy (15)		GEC	2:17,940	+6,740
7.	9	Oravec Alex (15)		SVK	2:18,020	+6,820
8.	2	Grunewald Gerwin (15)		GEC	2:19,720	+8,520
1.-3. -> F			136 H1 09:51, 137 H2 09:54, 215 SF 09:48, 237 F 12:05			
0216	K2 Junior Men		SF1	500 m	Sunday	10:00
1.	6	Geisen Julius (17) Reckzeh Leon Michael (18)		GER	1:37,660	
2.	3	Prchlík Ondřej (18) Souček Lukáš (18)		CZE	1:39,680	+2,020
3.	7	Hirzel Sven (17) Wyss Fynn (18)		SUI	1:40,020	+2,360
4.	5	Hirsch Ondřej (18) Šimek Albert (18)		CZE	1:40,400	+2,740
5.	8	Kutiš Lucas (17) Múka Jozef (17)		SVB	1:42,740	+5,080
6.	4	Junker Roman (17) Mühlnickel Julius (17)		GEC	1:44,380	+6,720
7.	2	Konieczny Kacper (18) Kot Mikolaj (17)		POL	1:44,560	+6,900

8.	1	Karasenti Maor (17) Kleinman Nevo (17)	 ISR	1:46,440	+8,780
9.	9	Freitag Moritz (18) Schewe Paavo (17)	GEC	1:47,340	+9,680

1.-3. -> FA, 4.-7. + 1 B.T. -> FB



186 **H1** 08:00, 187 **H2** 08:03, 188 **H3** 08:06, 216 **SF1** 10:00,
217 **SF2** 10:03, 244 **FB** 13:30, 245 **FA** 13:35

0217	K2 Junior Men		SF2	500 m	Sunday	10:03
1.	4	Doktorík Dominik (18) Tóth Ľudovít (18)	 SVK	1:38,560		
2.	5	Lepi Máté (17) Marsal Máté (16)	 SVK	1:39,760	+1,200	
3.	7	Bertram Jun Ferdinand (18) Schroller Romeo (17)	 GER	1:39,860	+1,300	
4.	3	Iliaš Jakub (18) Szabó Maximilián (17)	 SVK	1:40,440	+1,880	
5.	2	Krones Franz (18) Neumann Nils (18)	GEC	1:40,540	+1,980	
6.	6	Fazekas Adrián (17) Perets Artur (18)	SVB	1:42,320	+3,760	
7.	8	Kurčák Šimon (18) Nykl Michal (18)	 CZE	1:44,460	+5,900	
8.	1	Hruška Šimon (17) Čermák Ondřej (17)	 CZE	1:46,480	+7,920	
9.	9	Baydemir Ergün Vatan (17) Sasar Ali Kemal (17)	 TUR	1:47,460	+8,900	

1.-3. -> FA, 4.-7. + 1 B.T. -> FB

186 **H1** 08:00, 187 **H2** 08:03, 188 **H3** 08:06, 216 **SF1** 10:00,
217 **SF2** 10:03, 244 **FB** 13:30, 245 **FA** 13:35

0218	K2 Boys		SF1	500 m	Sunday	10:06
1.	5	Nykl Marek (16) Tichý Matyáš (16)	 CZE	1:43,060		
2.	8	Apfel Martin (16) Ďurčo Oskar (16)	 SVK	1:43,080	+0,020	
3.	6	Janeček Patrik (16) Řezníček Šimon (15)	 CZE	1:43,820	+0,760	
4.	3	Nedotopa Davyd (16) Neumann Jonas (15)	GEC	1:43,960	+0,900	
5.	4	Soffa Marc (15) Voigt Ben-Luca (16)	GEC	1:44,700	+1,640	
6.	7	Chokov Marko (15) Oleksandr Leonov (15)	 UKR	1:48,300	+5,240	
7.	9	Csemez Viktor (15) Hangya Samuel (15)	SVB	1:50,380	+7,320	

8.	2	Cusin Anej (15) Ivancic Tilen (15)	 SLO	1:51,080	+8,020
9.	1	Gasperin Gregor (15) Palijan Filip (15)	 SLO	1:55,580	+12,520

1.-3. -> FA, 4.-6. -> FB



189 **H1** 08:09, 190 **H2** 08:12, 191 **H3** 08:15, 192 **H4** 08:18,
218 **SF1** 10:06, 219 **SF2** 10:09, 220 **SF3** 10:12, 249 **FB** 14:05,
250 **FA** 14:10

0219	K2 Boys		SF2	500 m	Sunday	10:09
1.	4	Midloch Norbert (16) Szymczak Piotr (16)	 POL	1:39,740		
2.	5	Gessert Timo (15) Methner Tim Ole (16)	GEC	1:40,220	+0,480	
3.	6	Arnold Richardt (15) Witzleb Theo (16)	GEC	1:42,260	+2,520	
4.	2	Genrich Matwej (15) Grüneich Norwin (15)	GEC	1:42,860	+3,120	
5.	9	Exler Štěpán (16) Faltus Tomáš (15)	 CZE	1:47,400	+7,660	
6.	3	Hoeckberg Tim (16) Wulff Maarten (15)	GEC	1:48,840	+9,100	
7.	7	Lukáč Teo Peter (16) Tóth Michal (15)	 SVK	1:49,080	+9,340	
8.	8	Gulyás Daniel (16) Hoffmann Hugo (16)	SVB	1:51,060	+11,320	
9.	1	Klima Michal (16) Sekerák Matúš (15)	SVB	2:04,460	+24,720	

1.-3. -> FA, 4.-6. -> FB

189 **H1** 08:09, 190 **H2** 08:12, 191 **H3** 08:15, 192 **H4** 08:18,
218 **SF1** 10:06, 219 **SF2** 10:09, 220 **SF3** 10:12, 249 **FB** 14:05,
250 **FA** 14:10

0220	K2 Boys		SF3	500 m	Sunday	10:12
1.	6	Orlov Roman (15) Vähesoo Joonas (16)	 EST	1:42,560		
2.	7	Bartolčíč Jakub (15) Gavlíder Alex (15)	 SVK	1:43,540	+0,980	
3.	4	May Christopher (16) Steuernagel Arthur (16)	GEC	1:44,580	+2,020	
4.	5	Briese Monty Leo (16) Paquo Tobias (16)	GEC	1:46,320	+3,760	
5.	3	Lovíšek Adam (16) Valenta Štěpán (16)	 CZE	1:48,820	+6,260	
6.	1	Tapušik Tomáš (15) Zachar Eliáš (15)	SVB	1:50,480	+7,920	

7.	2	Tcheishvili Nikoloz (16) Tezelashvili Sandro (16)	 GEO	1:51,240	+8,680
8.	8	Milas Philipp (15) Zunk Clemens (15)	GEC	1:53,500	+10,940
9.	9	Hartmann Till (16) Kyriacou Antonis (14)	 CYP	1:53,560	+11,000

1.-3. -> FA, 4.-6. -> FB

189 **H1** 08:09, 190 **H2** 08:12, 191 **H3** 08:15, 192 **H4** 08:18,
218 **SF1** 10:06, 219 **SF2** 10:09, 220 **SF3** 10:12, 249 **FB** 14:05,
250 **FA** 14:10

0221	K2 Girls		SF	500 m	Sunday	10:15
1.	4	Gajdošíková Eliška (15) Hanáková Lara (15)	 SVK	2:01,920		
2.	7	Höffler Paulina (15) Neumann Lou (15)	GEC	2:04,600	+2,680	
3.	5	Bílková Michaela (15) Csomová Laura (15)	 CZE	2:04,660	+2,740	
4.	2	Menyhártová Kristína (15) Plšková Natália (15)	SVK SVB	2:04,700	+2,780	
5.	6	Nenadović Lara (15) Vučković Barbara (15)	 CRO	2:05,120	+3,200	
6.	3	Jakulin Zala (15) Plesnicar Eva (15)	 SLO	2:05,400	+3,480	
7.	8	Borárosóvá Viktória (16) Nagy Viktória (16)	SVB	2:07,220	+5,300	
8.	1	Austinat Karla (15) Buhr Anni (15)	GEC	2:11,140	+9,220	
9.	9	Bartolčíčová Natália (15) Moťovská Alexandra (15)	SVB	2:11,280	+9,360	

1.-3. -> F

193 **H1** 08:21, 194 **H2** 08:24, 221 **SF** 10:15, 252 **F** 14:20

0222	K2 Junior Women		SF	500 m	Sunday	10:20
1.	4	Felban Lina (18) Pausch Lene (17)	GEC	1:55,860		
2.	5	Czaniková Tereza (17) Gaál Liliána (18)	 SVK	1:56,300	+0,440	
3.	3	Kaya Simge (18) Yilmazer Zilan (18)	 TUR	1:56,880	+1,020	
4.	6	Hanoglu Irem (17) Bostanci Evrim (17)	 TUR	1:59,240	+3,380	
5.	2	Unruh Maxi (17) Zendt Amy (17)	GEC	2:02,540	+6,680	
6.	7	Rager Marlene (17) Schenk Emily (17)	 AUT	2:05,220	+9,360	

7. 8 Hvojniová Nikola (17)  SVK **2:08,660** +12,800
 Minarovičová Ema (16)

1.-3. -> F

195 **H1** 08:27, 196 **H2** 08:30, 222 **SF** 10:20, 247 **F** 13:45

0223 **C1 Men U23** F 500 m Sunday **10:40**

1.	4	Trescher Jonas (19)		GEC	1:56,620	
2.	6	Laroche Lucas (22)		FRA	1:57,060	+0,440
3.	7	Gabedava Gia (22)		GEO	2:00,580	+3,960
4.	5	Psoťný Adam (19)		SVK	2:03,680	+7,060
5.	3	Çıktay Bedirhan (20)		TUR	2:10,860	+14,240


0224 **K1 Women U23** F 500 m Sunday **10:45**

1.	5	Čulenová Dagmar (21)		SVK	1:58,540	
2.	3	Reichová Michaela (23)		CZE	2:00,180	+1,640
3.	4	Zemánková Hana (20)		SVK	2:01,280	+2,740
4.	6	Hermély Gabriela (22)		CZE	2:01,460	+2,920
5.	2	Málková Karolína (19)		CZE	2:02,920	+4,380
6.	7	Bergendi Sofia (19)		SVB	2:03,620	+5,080
7.	8	Hepp Cornelia (21)		AUT	2:04,940	+6,400
8.	1	Hölzl Lena (20)		AUT	2:05,340	+6,800
9.	9	Meizeles Mia (21)		ISR	2:07,460	+8,920

115 **H1** 08:42, 116 **H2** 08:45, 224 **F** 10:45





0225 **C1 Women U23** F 500 m **Canceled!** **10:50**

0226 **K1 Junior Men** FB 500 m Sunday **11:05**

1.	6	Bábik Martin (17)		SVK	1:48,320	
2.	5	Odishelidze Nika (18)		GEO	1:49,440	+1,120
3.	9	Tejnora Štěpán (18)		CZE	1:49,540	+1,220
4.	4	Schmitter Aaron (17)		SUI	1:50,560	+2,240
5.	7	Mühlnickel Julius (17)		GEC	1:50,940	+2,620
6.	1	Walla Richard (18)		GEC	1:51,060	+2,740
7.	8	Krones Franz (18)		GEC	1:52,440	+4,120
8.	2	Iliáš Jakub (18)		SVK	1:53,700	+5,380
9.	3	Szabó Maximilián (17)		SVK	1:54,540	+6,220

117 **H1** 08:48, 118 **H2** 08:51, 119 **H3** 08:54, 120 **H4** 08:57,
 121 **H5** 09:00, 199 **SF1** 09:00, 200 **SF2** 09:03, 201 **SF3** 09:06,
 226 **FB** 11:05, 228 **FA** 11:15

0227 **K1 Junior Women** FB 500 m Sunday **11:10**

1.	7	Hänni Dina (18)		SUI	2:07,080	
2.	5	Szeliga Aleksandra (17)		POL	2:07,720	+0,640
3.	4	Zendt Amy (17)		GEC	2:07,840	+0,760
4.	3	Vaculíková Vendula (17)		CZE	2:09,800	+2,720

5.	2	Hvojniová Nikola (17)	 SVK	2:10,600	+3,520
6.	8	Unruh Maxi (17)	GEC	2:11,200	+4,120
7.	9	Felban Lina (18)	GEC	2:12,300	+5,220
8.	1	Şimşek Hilal (17)	 TUR	2:28,820	+21,740



124 **H1** 09:09, 125 **H2** 09:12, 126 **H3** 09:15, 213 **SF1** 09:42,
214 **SF2** 09:45, 227 **FB** 11:10, 230 **FA** 11:25

0228 **K1 Junior Men** FA 500 m Sunday **11:15**

1.	6	Lauper Luca (18)	 SUI	1:43,320	
2.	4	Doktorík Dominik (18)	 SVK	1:44,940	+1,620
3.	8	Jastrząb Kacper (18)	 POL	1:46,160	+2,840
4.	1	Trojanowski Mateusz (18)	 POL	1:47,520	+4,200
5.	5	Şahin Szevered Sevenser (18)	 TUR	1:47,720	+4,400
6.	9	Souček Lukáš (18)	 CZE	1:47,740	+4,420
7.	7	Prchlík Ondřej (18)	 CZE	1:47,780	+4,460
8.	2	Quiel Phillipp (18)	 GER	1:48,500	+5,180
9.	3	Hirsch Ondřej (18)	 CZE	1:48,600	+5,280

117 **H1** 08:48, 118 **H2** 08:51, 119 **H3** 08:54, 120 **H4** 08:57,
121 **H5** 09:00, 199 **SF1** 09:00, 200 **SF2** 09:03, 201 **SF3** 09:06,
226 **FB** 11:05, 228 **FA** 11:15

0229 **C1 Junior Men** F 500 m Sunday **11:20**










1.	5	Derrey Tom (18)	 FRA	1:56,180	
2.	7	Bange Florin (18)	 GER	1:56,780	+0,600
3.	3	Aydin Resül (18)	 TUR	1:58,460	+2,280
4.	4	Ružič Patrik (18)	 SVK	2:00,560	+4,380
5.	6	Varallyai Vince (18)	 GER	2:01,260	+5,080
6.	9	Wetzel Paul (17)	GEC	2:02,680	+6,500
7.	2	Findeisen Daniel (18)	GEC	2:02,780	+6,600
8.	8	Rossi Scipio (17)	GEC	2:02,940	+6,760
9.	1	Nathan Jeannest (18)	 FRA	2:06,480	+10,300

122 **H1** 09:03, 123 **H2** 09:06, 212 **SF** 09:39, 229 **F** 11:20










0230 **K1 Junior Women** FA 500 m Sunday **11:25**

1.	5	Heuser Caro (17)	 GER	1:54,320	
2.	4	Hermanussen Finja (17)	 GER	1:56,740	+2,420
3.	7	Gavorová Hana (18)	 SVK	1:59,500	+5,180
4.	3	Sovová Barbora (18)	 CZE	1:59,800	+5,480
5.	6	Jaskolska Martyna (18)	 POL	2:03,580	+9,260
6.	9	Gosciniak Zuzanna (18)	 POL	2:04,200	+9,880
7.	8	Kaya Simge (18)	 TUR	2:05,240	+10,920
8.	1	Pausch Lene (17)	GEC	2:05,440	+11,120
9.	2	Humhalová Lucie (17)	 CZE	2:06,920	+12,600









124 **H1** 09:09, 125 **H2** 09:12, 126 **H3** 09:15, 213 **SF1** 09:42,
214 **SF2** 09:45, 227 **FB** 11:10, 230 **FA** 11:25

0231	K1 Men U23			FB	500 m	Sunday	11:30
1.	5	Donhauser Donat (21)		SUI	1:43,120		
2.	9	Faletič Tit (23)		SLO	1:44,520	+1,400	
3.	4	Hvojnik Martin (22)		SVK	1:44,780	+1,660	
4.	6	Pikon Anže (20)		SLO	1:44,960	+1,840	
5.	3	Tribol Bertalan (21)		HUN	1:45,280	+2,160	
6.	1	Ruzicska Péter (20)		HUN	1:45,620	+2,500	
7.	7	Kukučka Juraj (19)		SVK	1:46,240	+3,120	
8.	2	Kahn Doron (21)		ISR	1:50,280	+7,160	
9.	8	Ayakli Emircan (19)		TUR	1:52,740	+9,620	



*111 H1 08:30, 112 H2 08:33, 113 H3 08:36, 114 H4 08:39,
209 SF1 09:30, 210 SF2 09:33, 211 SF3 09:36, 231 FB 11:30,
232 FA 11:35*




0232	K1 Men U23			FA	500 m	Sunday	11:35
1.	6	Kovács Gergő (23)		HUN	1:41,500		
2.	4	Ujvári Marko (22)		SVK	1:42,440	+0,940	
3.	8	Záhora Josef (22)		CZE	1:42,920	+1,420	
4.	5	Rybanský Daniel (20)		SVK	1:43,240	+1,740	
5.	1	Zrutta Michal (19)		SVK	1:43,700	+2,200	
6.	9	Ádám Kiss (21)		HUN	1:44,040	+2,540	
7.	2	Podleiszek Filip (19)		SVK	1:44,160	+2,660	
8.	7	Holka Tomáš (23)		SVK	1:44,220	+2,720	
9.	3	Kleanthous Stefan (23)		CYP	1:45,080	+3,580	

*111 H1 08:30, 112 H2 08:33, 113 H3 08:36, 114 H4 08:39,
209 SF1 09:30, 210 SF2 09:33, 211 SF3 09:36, 231 FB 11:30,
232 FA 11:35*

0233	C1 Junior Women			F	500 m	Sunday	11:40
1.	5	Nicot Chloé (17)		FRA	2:12,940		
2.	3	Őri Laura (18)		SVK	2:16,138	+3,198	
3.	7	Palashavets Sofya (17)		CZE	2:18,173	+5,233	
4.	4	Pflugmacher Lisa (18)		GER	2:19,725	+6,785	
5.	1	Studničková Klára (18)		CZE	2:21,627	+8,687	
6.	8	Scotte Anaelle (18)		FRA	2:23,686	+10,746	
7.	9	Bónová Zoé (17)		SVK	2:27,917	+14,977	
8.	2	Lopez Amalia (17)		FRA	2:28,467	+15,527	
9.	6	Lämmel Luise (17)		GEC	2:29,300	+16,360	


127 H1 09:24, 128 H2 09:27, 233 F 11:40

0234	K1 Boys			FB	500 m	Sunday	11:50
1.	6	Holjevac Fran (16)		CRO	1:47,460		
2.	9	Grüneich Norwin (15)		GEC	1:48,920	+1,460	
3.	4	Piatkovskiy Maksim (16)		UKR	1:50,380	+2,920	

4.	5	Nedotopa Davyd (16)		GEC	1:50,400	+2,940
5.	7	Lukáč Teo Peter (16)		SVK	1:50,860	+3,400
6.	8	Witzleb Theo (16)		GEC	1:50,920	+3,460
7.	3	Janeček Patrik (16)		CZE	1:50,940	+3,480
8.	1	Nykl Marek (16)		CZE	1:50,960	+3,500
9.	2	Genrich Matwej (15)		GEC	1:52,040	+4,580

129 **H1** 09:30, 130 **H2** 09:33, 131 **H3** 09:36, 132 **H4** 09:39,
133 **H5** 09:42, 134 **H6** 09:45, 135 **H7** 09:48, 202 **SF1** 09:09,
203 **SF2** 09:12, 204 **SF3** 09:15, 205 **SF4** 09:18, 234 **FB** 11:50,
236 **FA** 12:00

0235 **K1 Girls** FB 500 m Sunday **11:55**

1.	8	Karvan İşilsu (16)		TUR	2:07,740	
2.	9	Purath Marianne (15)		GEC	2:08,120	+0,380
3.	5	Dreager Fenja (16)		GEC	2:09,340	+1,600
4.	4	Csomová Laura (15)		CZE	2:09,360	+1,620
5.	6	Buhr Anni (15)		GEC	2:11,260	+3,520
6.	7	Dočolomanská Ella (16)		SVB	2:11,340	+3,600
7.	2	Höffler Paulina (15)		GEC	2:12,400	+4,660
8.	3	Plesnicar Eva (15)		SLO	2:13,760	+6,020
9.	1	Neumann Lou (15)		GEC	2:16,060	+8,320

138 **H1** 09:57, 139 **H2** 10:00, 140 **H3** 10:03, 141 **H4** 10:06,
206 **SF1** 09:21, 207 **SF2** 09:24, 208 **SF3** 09:27, 235 **FB** 11:55,
238 **FA** 12:10

0236 **K1 Boys** FA 500 m Sunday **12:00**

1.	5	Kubalski Mateusz (16)		POL	1:45,540	
2.	3	Karahan Rahmi Kaan (15)		TUR	1:46,460	+0,920
3.	4	Methner Tim Ole (16)		GEC	1:46,840	+1,300
4.	8	Valenta Štěpán (16)		CZE	1:47,760	+2,220
5.	6	Gessert Timo (15)		GEC	1:48,660	+3,120
6.	1	Đurčo Oskar (16)		SVK	1:50,200	+4,660
7.	2	Neumann Jonas (15)		GEC	1:53,540	+8,000
8.	7	Apfel Martin (16)		SVK	1:58,040	+12,500
-	9	Szymczak Piotr (16)		POL	DNF	prevrátil

129 **H1** 09:30, 130 **H2** 09:33, 131 **H3** 09:36, 132 **H4** 09:39,
133 **H5** 09:42, 134 **H6** 09:45, 135 **H7** 09:48, 202 **SF1** 09:09,
203 **SF2** 09:12, 204 **SF3** 09:15, 205 **SF4** 09:18, 234 **FB** 11:50,
236 **FA** 12:00


0237 **C1 Boys** F 500 m Sunday **12:05**

1.	5	Příkopa Vít (16)		CZE	1:56,860	
2.	3	Shchurov Kyrylo (16)		UKR	1:58,500	+1,640
3.	9	Ekaladze Giorgi (16)		GEO	2:00,340	+3,480
4.	4	Hirsch Robin (16)		CZE	2:01,560	+4,700
5.	7	Voigt Noam (16)		GEC	2:02,600	+5,740

6.	2	Scheler Fabio (15)		GEC	2:02,780	+5,920
7.	6	Kalaber Artur (16)		SVK	2:05,220	+8,360
8.	8	Žalkovský Adam (16)		CZE	2:07,940	+11,080
9.	1	Ott Magnus (16)		GEC	2:08,160	+11,300





136 **H1** 09:51, 137 **H2** 09:54, 215 **SF** 09:48, 237 **F** 12:05

0238 **K1 Girls** FA 500 m Sunday **12:10**

1.	6	Piasecka Julia (15)		POL	2:00,020	
2.	2	Marlow Lucy (16)		GEC	2:01,960	+1,940
3.	5	Minarovičová Ema (16)		SVK	2:02,360	+2,340
4.	9	Hanáková Lara (15)		SVK	2:02,520	+2,500
5.	8	Schilling Lin (16)		GEC	2:04,040	+4,020
6.	7	Orphal Tara (16)		GEC	2:05,240	+5,220
7.	3	Činovcová Lucie (16)		CZE	2:05,540	+5,520
8.	4	Zendulková Klára (16)		CZE	2:07,240	+7,220
9.	1	Schuck Ivana (16)		GEC	2:10,780	+10,760






138 **H1** 09:57, 139 **H2** 10:00, 140 **H3** 10:03, 141 **H4** 10:06,
206 **SF1** 09:21, 207 **SF2** 09:24, 208 **SF3** 09:27, 235 **FB** 11:55,
238 **FA** 12:10

0239 **C1 Girls** F 500 m Sunday **12:15**

1.	3	Petriashvili Manana (16)		GEO	2:20,580	
2.	4	Lemke Stine (15)		GEC	2:21,740	+1,160
3.	6	Strobel Lykka (15)		GEC	2:23,300	+2,720
4.	7	Stehlík Vivien (15)		SVK	2:23,500	+2,920
5.	5	Jiskrová Tereza (16)		CZE	2:26,120	+5,540
6.	1	Kratz Finja (15)		GEC	2:27,940	+7,360
7.	8	Hoffmann Florentina (15)		GEC	2:30,440	+9,860
8.	9	Lemke Lorena (16)		GEC	2:31,060	+10,480
9.	2	Werthaimerová Ema (15)		CZE	2:34,560	+13,980

142 **H1** 10:09, 143 **H2** 10:12, 239 **F** 12:15

0240 **K2 Men U23** F 500 m Sunday **13:00**

1.	5	Kristóf Keresztes (21) Óry Zsombor (22)		HUN	1:32,580	
2.	4	Holka Tomáš (23) Rybanský Daniel (20)		SVK	1:33,120	+0,540
3.	3	Podleiszek Filip (19) Ujvári Marko (22)		SVK	1:34,100	+1,520
4.	2	Tribol Bence (21) Tribol Bertalan (21)		HUN	1:34,300	+1,720
5.	7	Ayakli Emircan (19) Şentürk Idris (19)		TUR	1:34,600	+2,020

6.	6	Lászlófalvi Dominik (23) Ruzicska Péter (20)	 HUN	1:36,500	+3,920
7.	8	Diethelm Silvan (19) Muff Raphael (19)	 SUI	1:37,000	+4,420
8.	9	Kleanthous Stefan (23) Christodoulou Christos (19)	 CYP	1:39,360	+6,780
9.	1	Hvojník Martin (22) Kukučka Juraj (19)	 SVK	1:39,760	+7,180

197 **H1** 08:33, 198 **H2** 08:36, 240 **F** 13:00

0241 **C2 Men U23** F 500 m Sunday **13:05**





1.	6	Trescher Jonas (19) Findeisen Daniel (18)	GEC	1:51,540	
2.	5	Gabedava Gia (22) Ekaladze Giorgi (16)	 GEO	1:55,360	+3,820


0242 **K2 Women U23** F 500 m Sunday **13:10**

1.	5	Hermély Gabriela (22) Reichová Michaela (23)	 CZE	1:47,338	
2.	7	Husáriková Diana (19) Zemánková Hana (20)	 SVK	1:48,225	+0,887
3.	6	Málková Karolína (19) Málková Nikola (19)	 CZE	1:49,722	+2,384
4.	4	Dovbnia Daria (19) Nurova Polina (19)	 UKR	1:53,339	+6,001

0243 **C2 Women U23** F 500 m **Canceled!** **13:15**

0244 **K2 Junior Men** FB 500 m Sunday **13:30**

1.	1	Konieczny Kacper (18) Kot Mikolaj (17)	 POL	1:37,800	
2.	5	Hirsch Ondřej (18) Šimek Albert (18)	 CZE	1:37,820	+0,020
3.	4	Iliáš Jakub (18) Szabó Maximilián (17)	 SVK	1:38,120	+0,320
4.	2	Fazekas Adrián (17) Perets Artur (18)	SVB	1:38,560	+0,760
5.	3	Kutiš Lucas (17) Múka Jozef (17)	SVB	1:38,620	+0,820
6.	8	Kurčák Šimon (18) Nykl Michal (18)	 CZE	1:39,100	+1,300
7.	6	Krones Franz (18) Neumann Nils (18)	GEC	1:39,780	+1,980

8.	7	Junker Roman (17) Mühlnickel Julius (17)		GEC	1:40,480	+2,680
9.	9	Karasenti Maor (17) Kleinman Nevo (17)		ISR	1:41,220	+3,420

186 **H1** 08:00, 187 **H2** 08:03, 188 **H3** 08:06, 216 **SF1** 10:00,
217 **SF2** 10:03, 244 **FB** 13:30, 245 **FA** 13:35

0245	K2 Junior Men			FA	500 m	Sunday	13:35
1.	6	Borucki Alex (17) Slowinski Pawel (18)		POL	1:31,860		
2.	7	Doktorík Dominik (18) Tóth Ludovít (18)		SVK	1:33,260	+1,400	
3.	5	Usta Taha Erkam (17) Karahan Rahmi Kaan (15)		TUR	1:33,500	+1,640	
4.	3	Geisen Julius (17) Reckzeh Leon Michael (18)		GER	1:33,700	+1,840	
5.	4	Nikoleizig Erik (18) Schultz Jun Theodor (18)		GER	1:34,200	+2,340	
6.	9	Bertram Jun Ferdinand (18) Schroller Romeo (17)		GER	1:35,620	+3,760	
7.	8	Prchlík Ondřej (18) Souček Lukáš (18)		CZE	1:35,920	+4,060	
8.	2	Lepi Máté (17) Marsal Máté (16)		SVK	1:36,160	+4,300	
9.	1	Hirzel Sven (17) Wyss Fynn (18)		SUI	1:37,900	+6,040	

186 **H1** 08:00, 187 **H2** 08:03, 188 **H3** 08:06, 216 **SF1** 10:00,
217 **SF2** 10:03, 244 **FB** 13:30, 245 **FA** 13:35



0246	C2 Junior Men			F	500 m	Sunday	13:40
1.	4	Grambow Hannes (17) Zank Malte (18)		GER	1:48,340		
2.	7	Houel Jules (18) Nathan Jeannest (18)		FRA	1:49,400	+1,060	
3.	5	Becker Konrad (17) Stephan Justus (18)		GER	1:49,620	+1,280	
4.	8	Quick Richard (17) Rossi Scipio (17)		GEC	1:51,300	+2,960	
5.	3	Neradil Ondřej (17) Novák Jan (17)		CZE	1:56,180	+7,840	
6.	6	Koffler Lasse (17) Petschauer Pitt (18)		GEC	2:06,380	+18,040	

0247	K2 Junior Women		F	500 m	Sunday	13:45
1.	4	Heuser Caro (17) Hermanussen Finja (17)	GER	1:43,380		
2.	5	Kliment Leni (17) Reinwardt Nele (17)	GER	1:45,040	+1,660	
3.	6	Wieclawska Zofia (17) Zimnoch Dominika (17)	POL	1:45,900	+2,520	
4.	2	Gavorová Hana (18) Švecová Romana (18)	SVK	1:46,760	+3,380	
5.	3	Jaskolska Martyna (18) Kot Julia (17)	POL	1:47,880	+4,500	
6.	8	Felban Lina (18) Pausch Lene (17)	GEC	1:49,600	+6,220	
7.	9	Kaya Simge (18) Yilmazer Zilan (18)	TUR	1:50,640	+7,260	
8.	7	Humhalová Lucie (17) Vaculíková Vendula (17)	CZE	1:56,840	+13,460	







195 **H1** 08:27, 196 **H2** 08:30, 222 **SF** 10:20, 247 **F** 13:45

0248	C2 Junior Women		F	500 m	Sunday	13:50
1.	5	Gerchel Selina (17) Wichmann Josephine (18)	GER	2:05,680		
2.	6	Koellner Leonie (18) Pflugmacher Lisa (18)	GER	2:10,940	+5,260	
3.	7	Borchardt Isabell (17) Lämmel Luise (17)	GEC	2:12,260	+6,580	
4.	4	Lopez Amalia (17) Scotte Anaelle (18)	FRA	2:18,780	+13,100	

0249	K2 Boys		FB	500 m	Sunday	14:05
1.	5	Nedotopa Davyd (16) Neumann Jonas (15)	GEC	1:42,180		
2.	7	Soffa Marc (15) Voigt Ben-Luca (16)	GEC	1:43,680	+1,500	
3.	6	Genrich Matwej (15) Grüneich Norwin (15)	GEC	1:44,360	+2,180	
4.	8	Lovišek Adam (16) Valenta Štěpán (16)	CZE	1:44,400	+2,220	
5.	4	Briese Monty Leo (16) Paquo Tobias (16)	GEC	1:44,420	+2,240	
6.	1	Hoeckberg Tim (16) Wulff Maarten (15)	GEC	1:46,360	+4,180	

7.	3	Exler Štěpán (16) Faltus Tomáš (15)	 CZE	1:47,580	+5,400
8.	2	Chokov Marko (15) Oleksandr Leonov (15)	 UKR	1:48,740	+6,560
9.	9	Tapušik Tomáš (15) Zachar Eliáš (15)	SVB	1:50,680	+8,500

189 **H1** 08:09, 190 **H2** 08:12, 191 **H3** 08:15, 192 **H4** 08:18,
218 **SF1** 10:06, 219 **SF2** 10:09, 220 **SF3** 10:12, 249 **FB** 14:05,
250 **FA** 14:10

0250	K2 Boys		FA	500 m	Sunday	14:10
1.	4	Midloch Norbert (16) Szymczak Piotr (16)	 POL	1:37,000		
2.	7	Gessert Timo (15) Methner Tim Ole (16)	GEC	1:38,780	+1,780	
3.	6	Orlov Roman (15) Vähesoo Joonas (16)	 EST	1:39,120	+2,120	
4.	3	Apfel Martin (16) Ďurčo Oskar (16)	 SVK	1:39,660	+2,660	
5.	2	Bartolčíč Jakub (15) Gavlíder Alex (15)	 SVK	1:40,000	+3,000	
6.	1	Arnold Richardt (15) Witzleb Theo (16)	GEC	1:41,500	+4,500	
7.	9	May Christopher (16) Steuernagel Arthur (16)	GEC	1:42,060	+5,060	
8.	8	Janeček Patrik (16) Řezníček Šimon (15)	 CZE	1:43,240	+6,240	
9.	5	Nykl Marek (16) Tichý Matyáš (16)	 CZE	1:43,900	+6,900	

189 **H1** 08:09, 190 **H2** 08:12, 191 **H3** 08:15, 192 **H4** 08:18,
218 **SF1** 10:06, 219 **SF2** 10:09, 220 **SF3** 10:12, 249 **FB** 14:05,
250 **FA** 14:10

0251	C2 Boys		F	500 m	Sunday	14:15
1.	8	Ivanchuk Zakhar (16) Shchurov Kyrylo (16)	 UKR	1:52,155		
2.	7	Hirsch Robin (16) Příkopa Vít (16)	 CZE	1:53,114	+0,959	
3.	3	Kalaber Artur (16) Oravec Alex (15)	 SVK	1:58,963	+6,808	
4.	4	Ott Magnus (16) Scheler Fabio (15)	GEC	1:59,492	+7,337	
5.	5	Beige Jeremy (15) Voigt Noam (16)	GEC	2:00,963	+8,808	


0252	K2 Girls		F	500 m	Sunday	14:20
1.	5	Blazejczak Otylia (16) Loba Wiktoria (16)	POL	1:51,760		
2.	4	Karvan İşilsu (16) Yıldız Özge Nas (16)	TUR	1:52,460	+0,700	
3.	3	Orphal Tara (16) Schilling Lin (16)	GEC	1:53,820	+2,060	
4.	6	Zendulková Klára (16) Činovcová Lucie (16)	CZE	1:54,220	+2,460	
5.	8	Gajdošíková Eliška (15) Hanáková Lara (15)	SVK	1:58,140	+6,380	
6.	7	Dreager Fenja (16) Marlow Lucy (16)	GEC	1:58,940	+7,180	
7.	9	Bílková Michaela (15) Csomová Laura (15)	CZE	1:59,140	+7,380	
8.	2	Hüfner Marieke (16) Schuck Ivana (16)	GEC	1:59,340	+7,580	
9.	1	Höffler Paulina (15) Neumann Lou (15)	GEC	2:03,820	+12,060	


193 **H1** 08:21, 194 **H2** 08:24, 221 **SF** 10:15, 252 **F** 14:20

0253	C2 Girls		F	500 m	Sunday	14:25
1.	4	Jiskrová Tereza (16) Werthaimerová Ema (15)	CZE	2:10,451		
2.	6	Hoffmann Florentina (15) Lemke Stine (15)	GEC	2:11,025	+0,574	
3.	5	Kratz Finja (15) Lemke Lorena (16)	GEC	2:14,070	+3,619	
-	7	Marder Lia (15) Strobel Lykka (15)	GEC	DSQ		<i>traf</i>

0254	K4 Men U23		F	500 m	Sunday	14:45
1.	5	Kovács Gergő (23) Őry Zsombor (22)	Kristóf Keresztes (21) Tomatás Péter (20)	HUN	1:24,100	
2.	6	Ruzicska Péter (20) Tribol Bence (21)	Ádám Kiss (21) Tribol Bertalan (21)	HUN	1:25,660	+1,560
3.	7	Hvojnik Martin (22) Podleiszek Filip (19)	Kukučka Juraj (19) Ujvári Marko (22)	SVK	1:25,740	+1,640
4.	3	Tatunashvili Levani (23) Magradze Tengiz (20)	Odishelidze Nika (18) Tezelashvili Sandro (16)	GEO	1:30,500	+6,400

5.	4	Ben Yosef Aran (19) Golan Yahav (22)	Drey Shalev (22) Kahn Doron (21)	 ISR	1:31,260 +7,160
0255	K4 Women U23		F	500 m	Canceled! 15:00
0256	K4 Junior Men		F	500 m	Sunday 15:15
1.	7	Borucki Alex (17) Slowinski Pawel (18)	Jastrzab Kacper (18) Kubalski Mateusz (16)	 POL	1:25,060
2.	1	Hirzel Sven (17) Schmitter Aaron (17)	Lauper Luca (18) Wyss Fynn (18)	 SUI	1:26,680 +1,620
3.	2	Bertram Jun Ferdinand (18) Schroller Romeo (17)	Nikoleizig Erik (18) Schultz Jun Theodor (18)	 GER	1:27,960 +2,900
4.	5	Bergendi Marko (17) Lepi Máté (17)	Bábik Martin (17) Marsal Máté (16)	 SVK	1:28,660 +3,600
5.	8	Fazekas Adrián (17) Múka Jozef (17)	Kutiš Lucas (17) Perets Artur (18)	SVB	1:30,300 +5,240
6.	3	Kaszuba Kacper (18) Woronkiewicz-Kaczmarek	Kot Mikolaj (17) Wyszkowski Igor (18)	 POL	1:30,960 +5,900
7.	9	Krones Franz (18) Walla Richard (18)	Neumann Nils (18) Zinßmann Felix (18)	GEC	1:31,740 +6,680
8.	4	Golovitskiy Denis (18) Kleinman Nevo (17)	Karasenti Maor (17) Sisso Hagay (17)	 ISR	1:32,140 +7,080
9.	6	Ebel Elias (17) Mühlnickel Julius (17)	Freitag Moritz (18) Schewe Paavo (17)	GEC	1:32,500 +7,440
0257	C4 Junior Men		F	500 m	Sunday 15:20
1.	5	Bange Florin (18) Varallyai Vince (18)	Grambow Hannes (17) Zank Malte (18)	 GER	1:41,860
2.	6	Findeisen Daniel (18) Wetzel Paul (17)	Rossi Scipio (17) Scheler Fabio (15)	GEC	1:43,940 +2,080
0258	K4 Junior Women		F	500 m	Sunday 15:30
1.	5	Albrecht Kim-Iva Jun (18) Nikolay Katharina (17)	Kliment Leni (17) Reinwardt Nele (17)	 GER	1:38,400
2.	6	Gosciniak Zuzanna (18) Wieclawska Zofia (17)	Jaskolska Martyna (18) Zimnoch Dominika (17)	 POL	1:41,460 +3,060
3.	4	Kaya Simge (18) Bostanci Evrim (17)	Yilmazer Zilan (18) Yildiz Özge Nas (16)	 TUR	1:43,180 +4,780
4.	8	Felban Lina (18) Mootz Annabelle (17)	Pausch Lene (17) Gußer Zoe (17)	GEC	1:44,580 +6,180
5.	3	Minarovičová Ema (16) Hvojniková Nikola (17)	Czaniková Tereza (17) Hanáková Lara (15)	 SVK	1:47,340 +8,940

6.	7	Zendt Amy (17) Unruh Maxi (17)	Leonhardt Nele (17) Marlow Lucy (16)	GEC		1:48,200 +9,800
0259		C4 Junior Women		F	500 m	Sunday 15:35
1.	5	Gerchel Selina (17) Pflugmacher Lisa (18)	Koellner Leonie (18) Wichmann Josephine (18)	 GER		2:00,524
0263		C4 Girls		F	500 m	Sunday 15:35
1.	9	Kratz Finja (15) Marder Lia (15)	Lemke Lorena (16) Strobel Lykka (15)	GEC		2:04,050
0260		K4 Boys		F	500 m	Sunday 15:45
1.	4	Arnold Richardt (15) Neumann Jonas (15)	Nedotopa Davyd (16) Witzleb Theo (16)	GEC		1:31,820
2.	3	Genrich Matweij (15) Methner Tim Ole (16)	Gessert Timo (15) Schüler Finley (15)	GEC		1:32,480 +0,660
3.	5	May Christopher (16) Steuernagel Arthur (16)	Soffa Marc (15) Voigt Ben-Luca (16)	GEC		1:33,220 +1,400
4.	8	Apfel Martin (16) Lukáč Teo Peter (16)	Đurčo Oskar (16) Tóth Michal (15)	 SVK		1:33,560 +1,740
5.	2	Gavlíder Alex (15) Bartolčíč Jakub (15)	Lopata Matej (15) Kocúr Tomáš (14)	 SVK		1:33,780 +1,960
6.	7	Chokov Marko (15) Ustimenko Artem (15)	Oleksandr Leonov (15) Zherebylo Timofii (15)	 UKR		1:36,080 +4,260
7.	6	Degner Julius (15) Hoeckberg Tim (16)	Diederich Theo (15) Wulff Maarten (15)	GEC		1:40,600 +8,780
8.	1	Gasperin Gregor (15) Cusin Anej (15)	Ivancic Tilen (15) Palijan Filip (15)	 SLO		1:40,860 +9,040
9.	9	Jankech Filip (15) Tapušik Tomáš (15)	Kuzma Jaroslav (15) Zachar Eliáš (15)	SVB		1:41,240 +9,420
0261		C4 Boys		F	500 m	Canceled! 15:50
0262		K4 Girls		F	500 m	Sunday 16:00
1.	8	Piasecka Julia (15) Blazejczak Otylia (16)	Loba Wiktoria (16) Borucka Oliwia (15)	 POL		1:44,400
2.	3	Austinat Karla (15) Dreager Fenja (16)	Buhr Anni (15) Marlow Lucy (16)	GEC		1:48,960 +4,560
3.	6	Kühn Lara (15) Orphal Tara (16)	Neumann Lou (15) Schilling Lin (16)	GEC		1:49,680 +5,280
4.	5	Borárosová Viktória (16) Nagy Viktória (16)	Dočolomanská Ella (16) Pišková Natália (15)	SVB		1:51,240 +6,840

5.	2	Plesnicar Eva (15)	Jakulin Zala (15)	 SLO	1:54,000
		Bedrnjak Hana (16)	Pogacnik Elenore (15)		+9,600
6.	4	Bartolčičová Natália (15)	Becker Sofia Stella (16)	SVB	1:55,620
		Mořovská Alexandra (15)	Vdovičenkova Daniela (15)		+11,220

Medal Table - Teams

Rank	Team	Gold	Silver	Bronze	Total
1.	GER Germany	14	7	5	26
2.	SVK Slovakia	12	15	15	42
3.	POL Poland	12	4	4	20
4.	GEC Germany Clubs	10	18	19	47
5.	CZE Czech Republic	7	12	7	26
6.	FRA France	5	6	2	13
7.	HUN Hungary	3	2	1	6
8.	GEO Georgia	3	1	2	6
9.	TUR Turkey	2	3	7	12
10.	UKR Ukraine	2	1	2	5
11.	SUI Switzerland	2	1	1	4
12.	AUT Austria	1			1
12.	CYP Cyprus	1			1
14.	SLO Slovenia		1		1
15.	EST Estonia			2	2
15.	SVB Slovakia B Team			2	2

Nation´s Cup

Rank	Team	Points
1.	SVK Slovakia	451,00
2.	GEC Germany Clubs	414,00
3.	CZE Czech Republic	349,00
4.	POL Poland	215,00
5.	GER Germany	208,00
6.	TUR Turkey	121,00
7.	FRA France	92,00
8.	SUI Switzerland	61,00
9.	HUN Hungary	54,00
10.	GEO Georgia	46,00
11.	UKR Ukraine	44,00
12.	SVB Slovakia B Team	41,00
13.	CYP Cyprus	29,00
14.	SLO Slovenia	22,00
15.	AUT Austria	20,00
16.	EST Estonia	19,00
17.	CRO Croatia	15,00
18.	ISR Israel	6,00

* Only the first two crews of team are counted.

Medal Table - Athletes (top 10)

Rank	Team	Gold	Silver	Bronze	Total
1.	GEC Trescher Jonas	4	1		5
2.	CZE Příkopa Vít	3	3		6
3.	GER Pflugmacher Lisa	3	1		4
4.	POL Piasecka Julia	3			3
4.	GER Wichmann Josephine	3			3
4.	SVK Čulenová Dagmar	3			3
4.	POL Kubalski Mateusz	3			3
4.	GER Heuser Caro	3			3
4.	POL Borucki Alex	3			3
10.	GEC Lemke Stine	2	3	1	6

Athlete´s Cup (top 10)

Rank	Team	Points
1.	CZE Příkopa Vít	41,00
2.	GEC Lemke Stine	36,50
3.	SVK Ujvári Marko	32,25
4.	CZE Jiskrová Tereza	29,50
5.	SVK Čulenová Dagmar	29,00
5.	GEC Strobel Lykka	29,00
7.	GEC Marlow Lucy	28,50
8.	SUI Lauper Luca	28,00
9.	SVK Minarovičová Ema	27,50
10.	SVK Doktorík Dominik	27,00
10.	SVK Őri Laura	27,00